


# The Andersons®

Professional Turf™ Products

# 0.48% Barricade®

# On DG<sup>PRO</sup>

## Pre-Emergent Weed Control For Lawns & Landscape Ornamentals



### Dispersing Granule Technology

For preemergence control of grass and broadleaf weeds in established turf grasses (excluding golf course putting greens), lawns and sod farms; container and field grown ornamentals; landscape ornamentals; conifer and hardwood seedling nurseries; established perennial and wildflower plantings; non-crop areas on or surrounding managed rights-of-way for transportation systems and utilities (including roadways, roadsides, railways and equipment yards); facilities including substations, tankfarms, pumping stations, parking and storage areas, ungrazed fencerows, and Christmas tree farms.

<b>ACTIVE INGREDIENT:</b>	
Proflaminate* .....	0.48%
<b>OTHER INGREDIENTS:</b> .....	99.52%
Total .....	100.00%
*(CAS No. 29091-21-2)	
EPA Reg. No. 9198-214	
EPA Est. No. 9198-OH-1M, 9198-OH-2B, 9198-AL-001A	
Underlined letter is first letter used in run code on bag.	
U.S. Patent No. 6,231,660	

**KEEP OUT OF REACH OF CHILDREN**

**CAUTION**

**PRECAUTIONARY STATEMENTS  
HAZARDS TO HUMANS AND  
DOMESTIC ANIMALS**

Causes moderate eye injury (irritation). Harmful if inhaled or absorbed through the skin. Avoid contact with skin, eyes, or clothing. Avoid breathing dust. Wash thoroughly with soap and water after handling. Prolonged or frequently repeated skin contact may cause allergic reactions in some individuals.

**Personal Protective Equipment (PPE)**

**WPS USES:**

- Applicators and other handlers:
- Long sleeved shirt and long pants
- Waterproof gloves
- Shoes plus socks

Follow the manufacturer's instructions for cleaning/maintaining PPE. If no such instructions for washables exist, use detergent and hot water. Keep and wash all PPE separately from other laundry.

**NON-WPS USES:**

Mixers and loaders who handles this pesticide for any use NOT covered by the Worker Protection Standard (40 CFR Part 170) – in general, only agricultural-plant uses are covered by the WPS – must wear:

- Chemical-resistant gloves

Follow the manufacturer's instructions for cleaning/maintaining PPE. If no such instructions for washables exist, use detergent and hot water. Keep and wash all PPE separately from other laundry.

**Engineering Controls:**

When handlers use closed systems or enclosed cabs in a manner that meets the requirements listed in the Worker Protection Standard (WPS) for agricultural pesticides [40 CFR 170.240 (d) (4-6)], the handler PPE requirements may be reduced or modified as specified in the WPS.

**User Safety Recommendations:**

**Users should:**

- Wash hands before eating, drinking, chewing gum, using tobacco or using the toilet.
- Remove clothing immediately if pesticide gets inside. Then wash thoroughly and put on clean clothing.
- After handling this product, immediately wash the outside of gloves before removing them, then remove gloves and all other PPE. Immediately wash thoroughly and change into clean clothing.

**FIRST AID**

**If in eyes:** Hold eye open and rinse slowly and gently with water for 15-20 minutes. Remove contacts, if present, after the first 5 minutes, then continue rinsing. Call a poison control center or doctor for treatment advice.

**If on skin or clothing:** Take off contaminated clothing. Rinse skin immediately with plenty of water for 15-20 minutes. Call a poison control center or doctor for treatment advice.

**If inhaled:** Move person to fresh air. If person is not breathing, call 911 or an ambulance, then give artificial respiration, preferably mouth-to-mouth if possible. Call a poison control center or doctor for treatment advice.

**If swallowed:** Call a poison control center or doctor for treatment advice. Have person sip a glass of water if able to swallow. Do not induce vomiting unless told to by a poison control center or doctor. Do not give anything by mouth to an unconscious person.

Have the product container or label with you when calling a poison control center or doctor or going for treatment. You may also contact 1-800-757-8951 for emergency medical treatment information.

**Environmental Hazards**

This product has low solubility in water. At the limit of solubility, this product is not toxic to fish. However, at concentrations substantially above the level of water solubility, it may be toxic to fish. Do not apply directly to water or to areas where surface water is present or to intertidal areas. Drift and runoff from treated areas may be hazardous to aquatic organisms in adjacent sites. Do not contaminate water when disposing of equipment washwaters.

If material is spilled, contain and sweep up material of spill for disposal or reuse per label instructions. Wash cleanup equipment to prevent contamination elsewhere. Excess quantities above normal application rates could result in damage to plants subject to spill. Water-in remainder, disc under or cover with layer of soil, or leave exposed to sunlight, as deemed appropriate to the situation.

**DIRECTIONS FOR USE**

It is a violation of Federal Law to use this product in a manner inconsistent with its labeling.

Do not apply this product in a way that will contact workers or other persons, either directly or through drift. Only protected handlers may be in the area during application. For any requirements specific to your State or Tribe, consult the agency responsible for pesticide regulation.

**AGRICULTURAL USE REQUIREMENTS**

Use this product only in accordance with its labeling and with the Workers Protection Standard 40 CFR part 170. This standard contains requirements for the protection of agricultural workers on farms, forests, nurseries, and greenhouses and handlers of agricultural pesticides. It contains requirements for training, decontamination, notification and emergency assistance. It also contains specific instructions and exceptions pertaining to the statements on this label about personal protective equipment (PPE) and restricted-entry interval. The requirements in this box only apply to uses of this product that are covered by the Worker Protection Standard.

Do not enter or allow worker entry into treated areas during the restricted-entry interval (REI) of 12 hours.

**Exception:** If the product is soil injected or soil incorporated, the Worker Protection Standard, under certain circumstances, allows workers to enter the treated area if there will be no contact with anything that has been treated.

PPE required for early entry to treated areas that is permitted under the Worker Protection Standard and that involves contact with anything that has been treated, such as plants, soil, or water is:

- Coveralls
- Waterproof gloves
- Shoes plus socks

**NON-AGRICULTURAL USE REQUIREMENTS**

The requirements in this box apply to use of this product that are not within the scope of the Worker Protection Standard for agricultural pesticides (40 CFR part 170). The Worker Protection Standard applies when this product is used to produce agricultural plants on farms, forests, nurseries, or greenhouses.

Do not allow people (other than applicator) or pets on treatment area during application. Do not enter treatment areas until spray has dried or dusts have settled.

Visit our website: [www.Andersonsplantnutrient.com](http://www.Andersonsplantnutrient.com)

**Net Wt. 50 Lbs. (22.68 kg)**

**The  
Andersons®**  
Professional Turf™ Products

**0.48% Barricade®**  
On **DG<sup>PRO</sup>**


Product Code:  
**APTDG48BR5.1**





Professional Turf™ Products

0.48% Barricade® On DG PRO®



PRODUCT INFORMATION

This product is a preemergence herbicide that provides residual control of many grass and broadleaf weeds in established turf grasses...

This product controls susceptible weeds by inhibiting weed seeds germination and root development. Most effective weed control will be obtained when this product is activated by at least 0.5 inch of rainfall or irrigation...

Do not graze or feed livestock forage cut from areas treated with this product. Do not apply this product through any type of irrigation system unless otherwise instructed by this label.

APPLICATION DIRECTIONS

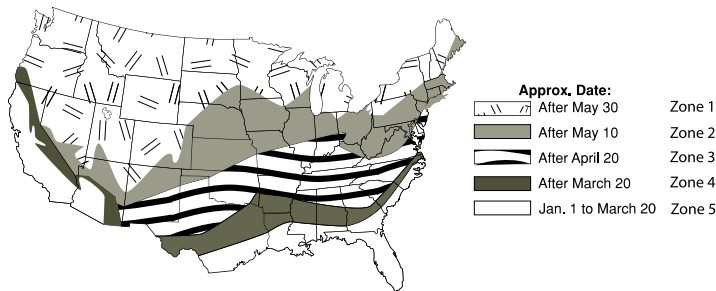
Apply uniformly through suitable, calibrated application equipment.

ESTABLISHED TURF

Golf courses (except putting greens), lawns, parks, athletic fields and sod farms.

Apply this product in the early spring prior to crabgrass emergence. All applications must be made prior to germination of the target weeds. This product will not control established weeds.

CRABGRASS GERMINATION DATES



Weeds Controlled

When used at the recommended rates this product will control:

- Barnyardgrass, Bluegrass, Annual (Poa annua), Carpetweed, Chickweed, Common, Chickweed, Mouseear, Crabgrass, (Large, Smooth), Crowsfootgrass, Cupgrass, Woolly, Foxtails, Annual, Goosegrass, Henbit, Ithgrass, Johnsongrass, (from seed), Johnsongrass, (from seed), Knotweed, Kochia, Lamsquarters, Common Lovegrass, Oxalis, Panicum, (Texas, Fall, Brown top), Pigweed, Purslane, Common, Rusley, Florida, Rescuegrass, Shepherd's Purse, Signalgrass, Broadleaf, Speedwell, Persian Sprangletop, Spurge, Prostrate, Witchgrass, Woodsorrel, Yellow, (from seed)

\*In areas where Poa annua is a winter annual, apply this product in August or September to established, non-overseeded turf before Poa annua seeds germinate. This timing is approximate.

\*Fall Applications for Spring Crabgrass Control in Cool-Season turfgrasses: In areas where the ground freezes in the winter, apply this product in the fall after the soil temperature is below 50°F, but before the ground freezes to control crabgrass the following spring.

\*In many areas a single application will control goosegrass. However, under heavy goosegrass pressure and/or an extended growing season, make a second application after 60 to 90 days (if recommended for your turfgrass species).

\*Suppression only.

Rates of Application

Table with 3 columns: Turfgrass Species, Application Schedule, Application Rate. Lists species like Bermudagrass, Bahiagrass, Centipedegrass, etc., and their corresponding application rates.

\*A second application may be necessary due to heavy weed pressure or extended growing season

\*Do not apply this product to Creeping Bentgrass mowed to less than 0.5 inch in height.

In areas of high weed pressure or with extended growing seasons, a second application 60-90 days after the initial application may be made. Do not make a second application to Fine Fescue and Creeping Bentgrass.

Do not make more than 2 applications per year.

Do not apply more than 7.2 lbs/1,000 sq. ft. per year.

Most effective weed control in turf grasses will be obtained when this product is activated by at least 0.2 inch of rainfall or irrigation prior to weed seed germination and within 14 days following application.

When to Apply After Overseeding Turf

Do not apply to overseeded turf within 60 days after seeding or until after the second mowing, whichever is longer. Injury to desirable seedlings is likely if this product is applied before seeding secondary roots are in the second inch of soil, not thatch plus soil.

When to Overseed After Application - All States\*

This product will inhibit the germination of turf species if overseeded too soon after application. Follow rates and intervals in the table below for best overseeding/reseeding results.

Table showing The Andersons Professional Turf Products 0.48% Barricade on DG Pro application rates and intervals for overseeding. Columns include Lbs/1,000 sq. ft., Lbs/A, ai/A, and Interval Before Overseeding (North, Transition, South).

\*Note: In AZ, CA, NV and TX, the overseeding interval can be shorter in established bermudagrass that has been overseeded with perennial ryegrass. See the next section \* Poa annua Control in Established Bermudagrass Overseeded with Perennial Ryegrass (AZ, CA, NV and TX only)\*.

Poa annua Control in Established Bermudagrass Overseeded with Perennial Ryegrass (AZ, CA, NV and TX only)

Use on golf courses (excluding golf course putting greens) and lawns when overseeding with perennial ryegrass (minimum seed rate of 350 lbs./A).

Table titled 'How Much and When to Apply' with columns for Amount to Apply (Lbs/Acre, Lbs/1,000), When to Apply, and Expected Control. Includes use precautions and restrictions.

Use Precautions and Restrictions

The following precautions apply to the use of this product in turf grasses and lawns:

- Application of this product may thin emerged annual bluegrass and newly over seeded grasses. Do not apply to over seeded turf within 60 days after seeding or until after the second mowing, whichever is longer. Injury to desirable seedlings is likely if this product is applied before seeding secondary roots are in the second inch of soil, not thatch plus soil. Do not cut (harvest) treated sod before 120 days after application. Do not apply to newly set sod until the following year. Application of this product to turf stressed by drought, low fertility, or pest damage may result in turf injury. Disturbing the herbicide barrier with cultural practices such as disking may result in reduced weed control. Do not apply this product to putting greens or areas where dichondra, colonial bentgrass, velvet bentgrass, or annual bluegrass (Poa annua) are desirable species. Do not apply to golf course putting greens.

Table titled 'Spreader Settings' showing settings for various spreader models (Andersons Model 2000/AccuPro, Scotts R-6, Lesco 020093, Lesco 705698, Lely Models, Vicon) across different ground speeds and widths of coverage.

Note: These spreader settings were established using standard equipment available from the spreader manufacturer at swath widths and speeds typically used within the industry. Calibrate all spreader equipment at the time of application to achieve the desired application rate.

CONTAINER, FIELD GROWN AND LANDSCAPE ORNAMENTALS

THIS PRODUCT MAY BE APPLIED FOR RESIDUAL PREEMERGENCE WEED CONTROL IN ORNAMENTALS (INCLUDING ESTABLISHED PERENNIAL AND WILDFLOWER PLANTINGS AND CHRISTMAS TREE FARMS).

Use Rates

Apply this product at 3.1 to 7.2 lbs./1,000 sq. ft. (135 to 313 lbs./A) in fall and/or spring. Use higher rate of application for longer control periods. Sequential applications may be made so long as the total amount of product applied does not exceed the maximum annual application rate of 7.2 lbs./1,000 sq. ft. (313 lbs./acre).

Application Timing and Information

This product is a preemergence herbicide and will not control emerged weeds. Most effective weed control in ornamentals will be obtained when this product is activated by at least 0.5 inch of rainfall or irrigation, or with shallow (1 to 2 inch) mechanical incorporation, prior to weed seed germination and within 14 days following application.

Best weed control is obtained when this product is applied to soil free of clods, weeds, and debris such as leaves and mulch. Prior to application of this product, control existing vegetation by hand weeding, cultivation or the use of an appropriate postemergence herbicide.

Apply this product to dry foliage only. Overhead irrigation or rainfall soon after application will wash granules off plant foliage and activate this product in the soil.

Established Container, Field Nursery Stock or Landscape Plants

Apply this product at any time to established container or field nursery stock. It may be applied as a broadcast or over the top application.

Newly Transplanted Container or Field Nursery Stock

This product may be applied to newly transplanted container or field nursery stock, after the soil is allowed to settle and has been thoroughly watered. For cuttings, apply after the cuttings form roots and become established. Apply this product before budding / grafting or after the buds / grafts have taken. This is to avoid any inhibition of the tissue union.

Shadehouses and Uncovered Polyhouses

This product may be used in shadehouses and uncovered polyhouses, as well as outdoor locations. Keep the covered polyhouse open for at least 7 days and 2 irrigations that total a minimum of 0.5 inch of water after the application.

Bare Ground Applications for Container Placement

This product may be applied to the soil, mulch, gravel, wood chips or other permeable base on which containerized ornamentals are located. After application, perform shallow cultivation or hand weeding only, minimizing exposure of untreated soil.

Tolerant Ornamental Species

This product will not harm most trees, shrubs, vines, and flowers. The species listed below in Table 1 are tolerant to this product. This product is approved for application to the species listed in Table 2, except in California. Best results will be obtained when this product is uniformly applied to the soil surface. This product may be applied over the top of these species.

When plants are under stress (such as heat, drought, or frost damage) some cultivars of listed plants may be sensitive to this product.

Table 1 - Tolerant Ornamentals - All States

Large table listing tolerant ornamental species with columns for Scientific name and Common name. Lists species like Abies spp., Acer palmatum, Acer platanoides, etc.

Table 2 - Tolerant Ornamental Species/Varieties - All States Except California

Table listing tolerant ornamental species and varieties with columns for Scientific Name and Common Name. Lists species like Hosta sieboldiana, Houttuynia cordata, etc.

Conifer and Hardwood Seedling Nurseries

This product will provide residual preemergence weed control in conifer and hardwood seedling nurseries. Apply 3.1 to 7.2 lbs/1,000 sq. ft. (135 to 313 lbs/A) in fall and/or spring or any time after the soil around newly transplanted seedling, liners or bare root plants has settled. Use the higher rates for longer periods of control. Sequential applications can be made, but the total amount of product applied cannot exceed the maximum annual application rate of 7.2 lbs/1,000 sq. ft. (313 lbs/A).

Southern Pine Seedbeds: Apply 104 lbs. per broadcast acre of this product just after seeding. If seedlings have emerged, make the application a minimum of three weeks after most of the seedlings have shed their seedcoat. Pines are tolerant of both preemergence and postemergence application of this product. For best results, after application, irrigate the seedbed with approximately 0.5 inch of water. Irrigation should take place before weed seed germination and within 14 days of product application.

Hardwood Seedbeds: Apply 104 to 208 lbs/A to Oak (Quercus spp.), Sweetgum and Green Ash seedlings that are at least 6 weeks old (from time of 50% germination). The rate of 104 lbs/A will provide 2-3 months of weed control, while the higher rate of 208 lbs/A will provide 3-4 months of weed control. Use the higher rate when higher weed pressure is anticipated. For best results, after application, irrigate the seedbed with approximately 0.5 inch of water.

VEGETATION MANAGEMENT

This product may be applied to soil surfaces for preemergence control of many grass and broadleaf weeds in non-cropland areas on or surrounding:

- Non-crop areas on or surrounding managed rights-of-way for transportation systems and utilities (including roadways, roadsides, railways & equipment yards)
Facilities including substations, tanktrams, pumping stations, parking and storage areas and ungrazed fencerows

Most effective weed control in ornamentals will be obtained when this product is activated by at least 0.5 inch of rainfall or irrigation, or with shallow (1 to 2 inch) mechanical incorporation, prior to weed seed germination and within 14 days following application.

Apply this product at 35 lbs/A in fall and/or spring. Use the higher rate of application for longer control periods. Sequential applications may be made so long as the total amount of product applied does not exceed the maximum annual application rate of 7.2 lbs/1,000 sq. ft. (313 lbs/A).

NEW PLANTINGS, REPLANTING AND CROP ROTATION

Do not apply this product to areas that are to be seeded or have been seeded until the plants have emerged and are well established.

Nursery, landscape, or noncropland areas treated with this product should be rotated only to ornamental species listed on the label for 1 year following application unless the following test has shown species safety:

Before planting a species not listed on this label, it is recommended that several test strips of an indicator plant, such as wheat, sorghum or corn be sown into the treated area. If the indicator plants germinate and grow normally to a height of 12 inches with normal root development, it is safe to plant.

If the treated area has been disturbed by new plantings or replantings of labeled species, it may be necessary to retreat the newly exposed soil areas for optimal weed control.

STORAGE AND DISPOSAL

Do not contaminate water, food, or feed by storage or disposal. Pesticide Storage: Store in original container away from fertilizer, feed, or food stuffs and separated from other pesticides. Pesticide Disposal: Wastes resulting from the use of this product may be disposed of on site or at an approved waste disposal facility. Container Handling: Nonrefillable container. Do not reuse or refill this container. Completely empty container into application equipment. Then offer for recycling if available or dispose of empty bag or box in a sanitary landfill or, if allowed by state and local authorities, by burning. If burned, stay out of smoke.

IMPORTANT: READ BEFORE USE:

Read the entire Directions for Use and the Warranty Disclaimer and Limitation of Liability before using this product. If terms are not acceptable, return the unopened product container at once. By using this product, user or Buyer accepts the following Warranty Disclaimer and Limitation of Liability:

WARRANTY DISCLAIMER AND LIMITATION OF LIABILITY: Manufacturer warrants that this product conforms to the chemical description on the label and is reasonably fit for the purposes stated on the label when used in strict accordance with the directions. Manufacturer makes NO OTHER EXPRESS OR IMPLIED WARRANTY OF MERCHANTABILITY OR FITNESS FOR A PARTICULAR PURPOSE. To the extent consistent with applicable law, it is Manufacturer's intent to LIMIT ANY LIABILITY FOR SPECIAL, CONSEQUENTIAL OR INCIDENTAL ECONOMIC DAMAGES to refund of purchase price or replacement of product, at Buyer's choice. To the extent consistent with applicable law, Manufacturer DISCLAIMS ANY LIABILITY FOR COMPENSATORY OR OTHER DAMAGES ARISING OUT OF ANY USE CONTRARY TO LABEL DIRECTIONS. Use contrary to label directions is not permitted.

LEGAL RIGHTS:

THIS LIMITED WARRANTY GIVES YOU SPECIFIC LEGAL RIGHTS; YOU MAY HAVE OTHER RIGHTS THAT VARY FROM STATE/JURISDICTION TO STATE/JURISDICTION.

Product of U.S.A.

Manufactured by: The Andersons, Inc. P.O. Box 119 Maumee, OH 43537

©2016 The Andersons, Inc. The Andersons logo and DGPro are registered trademarks of The Andersons, Inc.; Professional Turf is a trademark of The Andersons, Inc. Barricade is a registered trademark of Syngenta Crop Protection

APT DG48BR5.40
APT DG48BR5.40B



\*Do not use on food producing trees, vines, or plants. \*\*Not for use on container grown plants.