

AM127-02 Front
 300510888-10/11
 UPC NA
 AMDRO Quick Kill LL Insect Killer
 1 Quart
 Size: 4.035" x 6.4917"
 DATE: 10-07-11



File Path / Date / Time	Central Garden JOBS/Central Garden Jobs WIP/068546/068546_A/050_Production Art/MPLS_068546_A_Label_K.ai 11/22/2011 10:56:34 AM		
Component #:	300510888 10/11		
Description:	Quick Kill Lawn & Landscape Insect Killer		
UPC #:	NA		
Consumer Unit Size:	W: 4.035 IN H: 6.4917 IN.		
Program:	Adobe Illustrator CS4		
Printer:	CCL Label Memphis		
Creation Date:	10.05.11		
Rev. Date:	11.22.11		
Ink Colors	UPC Check	Proofread/QC	SCHAWK! 2626 2nd Street NE, Minneapolis, MN 55418 USA 612 789 8514 schawk.com
<ul style="list-style-type: none"> Black Yellow Magenta Cyan PMS 186 PMS 200 TINT Pantone Black 	Initial _____ Date _____ Schawk Minneapolis Numerical <input type="checkbox"/> Pass <input type="checkbox"/> Fail Scan Only	Proofreader _____ Date _____ Initial _____ Quality Control _____ Date _____ Initial _____	
The color on this copy will not match the final printed package. Schawk Minneapolis has checked this artwork for accuracy. Final approval is the client's responsibility. Please double check for errors before reproduction.			

Instrucciones en español
dentro de panel posterior

Open for Precautionary
Statements, First Aid and
complete Directions for Use.



Where to Use	Lawns Trees and shrubs Roses and flowers
Kills	Ants (including fire ants), gypsy moth, bagworm, budworm & leafroller, armyworms, cutworms, fall webworm, sod webworm, tent caterpillar, leafminer, millipedes, spiders, scorpions, springtails, silverfish, firebrats, grasshoppers, crickets, mole cricket, earwigs, cockroaches, chinch bug, boxelder bug, plant bug, lace bug, leafhoppers, spittlebugs, psyllids, whitefly, aphids, cicadas, scales, mealybug, adelgids, treehoppers, thrips, weevils & billbugs, ground beetles, (Japanese beetle, pillbug, sowbug, black turf Ataenius, bark beetle & pine shoot beetle), borers, elm leaf beetle, and other listed lawn & garden pests wasps & yellow jackets, bees, carpenter bees, flies including house fly
When to Use	To treat lawns and vegetation: When insects or damage first appear When using as perimeter treatment: Early in season or when insects appear
How Much to Use	For Lawns and perimeter treatments: Dilute 15 fl. oz. of this product per gallon of water to evenly cover 1000 sq ft of area. For Ornamentals, Trees and Flowers: Dilute 7 1/2 to 15 fl.oz. of this product per gallon of water and fully spray foliage
Coverage	Makes up to 2 gallons of spray. Treats up to 4,267 sq. ft.

AMDR0 and AMBRANDS are registered
trademarks of Central Garden & Pet.



CENTRAL
Garden & Pet



Distributed by:

AMBRANDS

2030 Powers Ferry Road, Suite 370
Atlanta, Georgia 30339

EPA Reg. No. 279-3347-73342

EPA Est. 70815-GA-1A, 59144-GA-1B

Subscript used is first letter

of Run Code on Container

800-265-0761

info@excelmktg.com

www.amdro.com

300510889-10/11



FOR POSITION ONLY

100% UPC# 13576-00800



0 000000000000 0

HOTLINE NUMBER

Have the product container or label with you when calling a poison control center or doctor, or going for treatment. You may also contact 1-800-265-0761 for Emergency Assistance.

If swallowed

- Call poison control center or doctor immediately for treatment advice.
- Have person sip a glass of water if able to swallow.
- Do not induce vomiting unless told to do so by the poison control center or doctor.
- Do not give anything by mouth to an unconscious person.

If in eyes

- Hold eye open and rinse slowly and gently with water for 15-20 minutes.
- Remove contact lenses, if present, after the first 5 minutes, then continue rinsing eye.
- Call a poison control center or doctor for treatment advice.

NOTE TO PHYSICIAN

Skin contact (vapor or powder) may be followed by transient tingling or numbness, usually of the face, but this subsides without treatment. This product is a pyrethroid. If large amounts have been ingested, the stomach and intestines should be evacuated. Treatment is symptomatic and supportive

For Information Regarding the Use of this Product Call 1-800-265-0761.

PRECAUTIONARY STATEMENTS ENVIRONMENTAL HAZARDS

- This pesticide is extremely toxic to fish, aquatic invertebrates, oysters and shrimp.
- Do not apply near water, storm drains or drainage ditches.
- Do not apply when windy or when heavy rainfall is expected.
- Care should be used when spraying to avoid fish and reptile pets in/around ornamental ponds.
- This product is highly toxic to bees. Do not apply this product to or allow to drift to blooming plants if bees are in the area.

DIRECTIONS FOR USE

It is a violation of Federal law to use this product in a manner inconsistent with its labeling.

SHAKE WELL BEFORE USING

Mixing Instructions - How Much to Use

AMDRO Quick Kill Lawn & Landscape Insect Killer Concentrate is to be diluted with water for spray or brush application.

1. Fill sprayer with the desired volume of water and add this product.
2.
 - To prepare a 0.02% ready to use solution, dilute 7½ fluid ounces of this product per gallon of water.
 - To prepare a 0.04% ready to use solution, dilute 15 fluid ounces of this product per gallon of water.
3. Mix only the amount of solution needed for the application
4. Close and shake before use in order to insure proper mixing.

How to Use – Outdoors

LAWNS

To Kill Ants, Fire Ants, Beetles, Chinch Bugs, Mole Crickets, Sod Webworms, Weevils and other listed Pests in Lawns

- Uniformly apply one gallon of 0.04% solution over a 1,000 square feet area with a sprayer.
- Lawn should not be longer than 3 inches at the time of application.
- Repeat application is necessary only if there are signs of renewed insect activity.

Ant Mound Treatments

- To treat ant mounds including imported fire ant mounds, dilute 0.8 fl. oz. of this product in 1-2 gal. water and apply to each mound area by sprinkling the mound until it is wet and treat a 4 foot diameter circle around the mound.
- Use the higher volume for mounds larger than 12". For best results, apply in cool weather, such as in early morning or late evening hours, but not in the heat of the day.

ORNAMENTALS, ROSES, FLOWERS and TREES

To Kill Ants, (including cut ants), Aphids, Bagworms, Earwigs, Sow Bugs, Millipedes, Beetles, Weevils, Plant Bugs, Leaf-cutting Bees, Sawflies, Caterpillars, Moths and other listed pests on Ornamentals, Roses, Flowers and Trees (including deciduous and evergreen trees, shrubs, ground covers, bedding plants, annuals, perennials, and foliage plants).

- Apply 0.02% to 0.04% solution to point of run-off by brush or as a spray. Spray up to the point of run-off making sure to cover all sides of leaves and trunk. Retreat if pests return.
- For ground covers, bedding plants, foliage, annuals and perennials, apply one gallon of 0.02% or 0.04% solution per 1,000 square feet as a uniform spray. Repeat treatment as necessary to achieve control using higher application rates as pest pressure & foliage area increases. Repeat application should be limited to no more than once per seven days.

Certain plants may be sensitive to the final spray solution. A limited area should be treated and observed for one week prior to application to the entire planting.

ATTENTION - IMPORTANT

Keep people and pets off surfaces until dry.

Protect aquariums from spray mist.

Do not treat pets with this product.

PESTS CONTROLLED (PLAGAS QUE CONTROLA)

Caterpillars, Butterflies and Moths (Orugas, mariposas y polillas)

Tent forming caterpillars, cocoon forming caterpillars, chrysalis forming caterpillars.

Leaf feeding caterpillars (including leaves of flowering plants, bushes and other ornamentals, vegetables and trees), fruit eating caterpillars, legume feeding caterpillars, vegetable feeding caterpillars, stem and trunk boring caterpillars, and leafrolling caterpillars.

Fairy moths and Yucca moths; Clothes moth; bagworm moth, Potato tuber moths; Ailanthus Webworm moth; Manroot borer, Squash Vine borer, Doll's Clearwing moth, California Sycamore borer; Fruit Tree Leafroller moth, Orange Tortrix, and Codling moth; Least Skipper, Silver-spotted Skipper, and Long-tail Skipper; Green Swallowtail, Zebra Swallowtail, Giant Swallowtail (Orange Tail, Orange Puppy), Pale Swallowtail, Eastern Tiger Swallowtail, Eastern Black Swallowtail, Spicebush Swallowtail, and Phoebus; Sara Orange Tip, Great Southern White, and European Cabbage Butterfly; Gossamer-Winged Butterflies such as Great Purple Hairstreak, Spring Azure, Early Hairstreak, Eastern Tailed Blue, Harvester, Silvery Blue, Brown Elfin, Marine Blue, American Copper, and Gray Hairstreak; Northern Metalmark; Common Snout Butterfly; Brush-Footed Butterfly family such as Gulf Fritillary, White Peacock, Harris' Checkerspot, Painted Lady (Thistle butterfly), American Painted Lady (Painted Beauty),

	<p>Baltimore, Zebra (Yellow-barred Heliconian), Viceroy, White Admiral (Banded Purple), Mourning Cloak, Milbert's Tortoise Shell, Pearl Crescent, Question Mark, Buckeye, Great Spangled Fritillary, and Red Admiral; Hackberry butterfly; Wood Nymph (American Grayling), White Wood Satyr, Eyed Brown (Grass Nymph), Pearly Eye, and Chryxus Arctic; Milkweed Butterfly family such as Queen, and Monarch; Grape Leaf Skeletonizer; Saddleback Caterpillar Moth; Mediterranean Flour Moth, Sod Webworm Moth, Indian Meal Moth, Meal Moth; Artichoke Plume Moth; Measuringworm Moth family such as Tulip Tree Beauty, California Cankerworm Moth, and Large California Spanworm Moth; Western Tent Caterpillar Moth; Luna Moth, Polyphemus Moth, Io Moth, Promethea Moth (Spicebush Silkmoth), Regal Moth (Royal Walnut Moth), Rosy Maple Moth, Imperial Moth, Sheep Moth, Cecropia Moth, and Cynthia Moth; Virginia-creeper Sphinx, Pandora Sphinx, Hummingbird Moth (Common Clearwing), White-lined Sphinx, Tomato Hornworm Moth, Tobacco Hornworm Moth, Big Poplar Sphinx, Cerisy's Sphinx, and Wild-cherry Sphinx; Tentacled Prominenets (Puss Moths), and Red-humped Appleworm Moth; Ornate Tiger Moth, Yellow Woolly Bear Moth, Acraea Moth, Milkweed Tiger Moth, Spotted Tiger Moth, Colona, Woolly Bear Caterpillar Moth (Banded Woolly Bear), Lichen Moth, and Rattlebox Moth; Virginia Ctenuchid Moth; Gypsy Moth, White-marked Tussock Moth; Owllet Moth family such as Eight-spotted Forester, Black Witch, Alfalfa Looper, Sweetheart Underwing, Locust Underwing, and Hebrew.</p>
<p>Common Bristletails (Arqueognatos o pececillos de cobre comunes)</p>	<p>Silverfish, and Firebrat</p>

Springtails (Insectos jorobados)	Snow Pea, Seashore Springtail; Ainsley's Springtail; Globular Springtail
Cockroaches (Cucarachas)	Oriental Cockroach (Asiatic Cockroach, Shad Cockroach), and American Cockroach (Waterbug); German Cockroach (Croton Bug)
Termites (Termitas)	Rotting-wood termite family such as Pacific Coast Ter- mite; Subterranean termite family such as subterranean termites. Not intended to replace structural treatments. For termites – not recommended as sole protection against termites. Such applications are not a substitute for mechanical alterations, soil or foundation treatment but merely as a supplement. For active infestations, get a professional inspection.
Earwigs (Tijeretas)	Ring-legged Earwig, and Riparian Earwig; European Earwig
Grass- hoppers & Crickets (Saltamontes y grillos)	Aztec Pygmy Grasshopper; Creosote Bush Grasshopper, Lubber Grasshopper, Painted Grasshopper, Carolina Locust, Dragon Lubber Grasshopper (Gray Dragon), Three-banded Grasshopper (Banded Range Grasshopper), Dif- ferential Grasshopper, Red-legged Locust, Spur-throated Grashopper, Two-striped Grasshopper, Panther-spotted grashopper, Southeastern Lubber Grasshopper, Alutacea Bird Grasshopper, American Bird Grasshopper, Green Valley Grasshopper, Toothpick Grasshopper, Horse Lubber Grashopper, Pallid-winged Grasshopper, and Great Crested Grasshopper (Dinosaur Grasshopper); Oblong-winged Katydid, Mormon Cricket, Short-legged Shield-back Katydid,

	California Katydid, Angular-winged Katydid, Keeled Shield-back Katydid, Nebraska Cone-head, Gladiator Katydid, Mescalero Shield-back Katydid, True Katydid (Northern Katydid), and Fork-tailed Bush Katydid; Spotted Camel Cricket, Secret Cove Cricket, Jerusalem Cricket; House Cricket (Cricket on the Hearth), Field Cricket, California Tree Cricket, Snowy Tree Cricket, and Black-horned Tree Cricket; Northern Mole Cricket and European Mole Cricket
True Bugs (Hemípteros)	Adelphocoris Plant Bugs, Scarlet Plant Bugs, Tarnished Plant Bugs, and Four-lined Plant Bug; Bee Assassins, Wheel Bug; Jagged Ambush Bug; Oak Lace Bug; Small Eastern Milkweed Bug; Long-necked Seed Bug, and Large Milkweed Bug; Stilt Bugs; Florida Leaf-footed Bug, and Squash Bug; Eastern Boxelder Bug and Western Boxelder Bug; Green Stink Bug, Brochymenas, Two-spotted Stink Bug (Conspicuous Stink Bug), Harlequin Cabbage Bug (Calico Bug, Fire Bug), and Spined Soldier Bug
Cicadas and Kin (Chicharras y familia)	Periodical Cicadas, Dogday Harvestfly, and Grand Western Cicada
Treehoppers (Membranácidos)	Thorn-mimic Treehopper, Oak Treehopper, Buffalo Treehopper, and Locust Treehopper
Leafhoppers (Saltarillas)	Grape Leafhopper, Scarlet-and-green Leafhopper, Sharpshooter
Thrips (Trips)	Banded-wing Thrips; Common Thrips family

**Beetles
(Escarabajos)**

Beautiful Tiger Beetle, Dainty Tiger Beetle, Six-Spotted Green Tiger Beetle, and Dejean's Flightless Tiger Beetle; Bombardier Beetle, Fiery Searcher (Caterpillar hunter), European Ground Beetle, Green Pubescent Ground Beetle, Common Black Ground Beetle, and Boat-backed Ground Beetle; Small Flat Diving Beetle, Large Diving Beetle, and Marbled Diving Beetle; Large Whirligig Beetle, and Small Whirligig Beetle; Hister beetles; Gold-and-brown Rove Beetle and Pictured Rove Beetle; Margined Burying Beetle, Tomentose Burying Beetle (Gold-necked Carrion Beetle), American Carrion Beetle, and Northern Carrion Beetle; Elephant Stag Beetle, Agassiz's Flat-horned Stag Beetle, Reddish-brown Stag Beetle, and Rugose Stag Beetle; Patent-leather Beetle (Horned Passalus); Tumblebugs, Goldsmith Beetle, Green Jumping Beetle, Brown Fruit Chafer, Glossy Pillbug, Grapevine Beetle, May Beetles (June Beetles), Ten-lined June Beetles, and Japanese Beetle; Golden Buprestid, Western Pine Borer (Sculptured Pine Borer), and Divergent Metallic Wood Borer (Flatheaded Cherry Tree Borer); Eastern Eyed Click Beetle (Big-eyed Click Beetle), and Fire Beetles; Pyralis Firefly, and Pennsylvania Firefly; Pennsylvania Leather-wing, and Downy Leather-wing, Banded Net-wing, and Golden Net-wing; Spider Beetles, and Texan Spider Beetle; Apple Twig Borer; California Checkered Beetle, Elegant Checkered Beetle, Slender Checkered Beetle, and Red-blue Checkered Beetle; Red Flat Bark Beetle; Rough Fungus Beetle; Two-spotted Ladybug Beetle, Nine-spotted Ladybug Beetle, Spotless "Nine-spotted" Ladybug, Convergent Ladybug Beetle, and Ash Gray Ladybug Beetle; Horned Fungus Beetle, Broad-necked Darkling Beetle, Plicate Beetle, Yellow

	<p>Mealworm Beetle, and Ironclad Beetle; Fire Beetles; Striped Blister Beetle, Arizona Blister Beetle, Short-winged Blister Beetle, (Oil Beetle); Black-horned Pine Borer, Yellow Douglass Fir Borer, Long-jawed Longhorn, Elder Borer (Cloaked Knotty-horn), Twig Pruners, Pine Sawyer (Spined-neck Longhorn), Golden-haired Flower Longhorn, Locust Borer, Black Pine Sawyer (White Spotted Sawyer), Cylindrical Hardwood Borer, Cottonwood Twig Borer, Cottonwood Borer, Giant Root Borers, Ribbed Pine Borer, California Laurel Borer (Banded Alder Borer), Ivory-marked Beetle, Red Milkweed Beetle (Eastern Milkweed Longhorn), Notch-tipped Flower Longhorn, and Willow Borer; Bean Weevil; Dogwood Calligrapha, Milkweed Tortoise Beetle (Argus Tortoise Beetle), Dogbane Leaf Beetle, Milkweed Leaf Beetle, Willow Leaf Beetle, Spotted Asparagus Beetle, Clavate Tortoise Beetle, Spotted Cucumber Beetle, Waterlily Leaf Beetle, Swamp Milkweed Leaf Beetle, Three-lined Potato Beetle, (Old-fashioned Potato Bug, Colorado Potato Beetle, and Girdled Leaf Beetle; Oak Timberworm Beetle (Primitive Weevil); Boll Weevil, Black Oak Acorn Weevil, Lesser Cloverleaf Weevil, Alfalfa Weevil, Pine Weevils, Rose Weevils, Agrave Billbug, and Stored-grain Billbug (Granary Weevil, Elephant Bug); Red Turpentine Beetle, Pine and Spruce Engraver Beetles, and Bark Beetles.</p>
<p>Bees, Ants, Wasps, Sawflies (Abejas, hormigas, avispas, moscas de sierra)</p>	<p>Rusty Willow Sawfly; Northeastern sawfly; Pigeon Horntail, and Smokey Horntails; Raspberry Horntail; Braconid Wasps; Giant Ichneumons, Short-tailed Ichneumons and Red-tailed Ichneumon; California Tormus; Golden-yellow Chalcid; California Oak Gall Wasps and Live Oak Gall Wasp; American Pelicini; Five-banded Tiphid Wasp; Thistledown Velvet-ant, Red Velvet-ant, and Cow Killer; Scarab-hunter Wasp, and Digger Wasp; Spine-waisted ants, Leafcutter ants, Texas Carpenter ants, Black</p>

	<p>Carpenter ants, Crater-nest ants, Texas Shed-builder ant (Acrobat Ant), Red Ant, Legionary Ant, Little Black Ant, Arid Lands Honey Ant, Big-headed Ant, Honey Ant, and Fire Ant; Potter Wasp, Paper Wasps, Yellow Jackets, and Sandhills Hornet; Blue-black Spider Wasps, and Tarantula Hawk; Thread-waisted Wasps, Eastern Sand Wasp, Steel-blue Cricket Hunter, Purplish-blue Cricket Hunter, Florida Hunting Wasp, Black and Yellow Mud Dauber, Cicada Killer, and Great Golden Digger Wasp; Plasterer Bee, Yellow-faced Bees, Virescent Green Metallic Bees, Augochlora Green Metallic Bees, Alkali Bee, Mining Bee, Willow Mining Bee, Nevada Mining Bee, Clarkia Bee, Faithful Leafcutting Bee, Western Leafcutting Bee, Mason Bees, California Leafcutting Bee, Digger Bees, Western Cuckoo Bee, California Carpenter Bee</p>
<p>Flies (Moscas)</p>	<p>Wood-boring Tupulid, Giant Western Crane Fly, and Crane Flies; Phantom Crane Fly; Comstock's Net-winged Midge; Phantom Midges; Black flies; March Flies; Fungus Gnats; Gold-backed Snipe Fly; Stiletto Flies; Flower-loving Fly; Mydas fly; Bearded Robber Fly, Sacken's Bee Hunter, Giant Robber Fly, Bee Killer (Giant Robber Fly), and Robber Flies; Bee Fly, Large Bee Flies, and Progressive Bee Flies; Dance Flies; Condylotylid Long-legged Flies, and Texan Long-legged Fly; Woolly Bear Hover Flies, Elongate Aphid Flies, Drone Flies, Bulb Flies, American Hover Flies, and Toxomerus Hover Fly; Thick headed fly; Pyrgotid Flies; Walnut Husk Fly, and Apple Maggot Fly; California Seaweed Fly; Marsh flies; Yellowstone Brine Fly; Vinegar Fly; Dung Fly; House Fly, and Biting Stable Fly; Louse Fly, Blue Bottle Fly, Screw-worm Fly, and Green Bottle Fly; Flesh flies; Beelike Tachinid Fly, Early Tachinid Fly, Repetitive Tachinid Fly, Tachina Fly, and Fringe-legged Tachinid Fly</p>

<p>Spiders (Arañas)</p>	<p>Turret spider; Desert Tarantula; California Trapdoor spider; Branch-yip spiders; Spitting spiders; Desert Loxosceles, and Violin Spider; American House Spider, and Black Widow Spider; Hammock Spider; Orb Weavers, Barn Spider, Garden Spider (Cross Spider), Marbled Orb Weaver, Shamrock Spider, Six-spotted Orb Weaver, Silver Argiope, Black-and-Yellow Argiope, Crablike Spiny Orb Weaver, Bola Spider, Arrow-shaped Micrathena, and Golden-silk Spider (calico spider); Mabel Orchard Spider, Venusta Orchard Spider, Elongate Long-jawed Orb Weaver, and Long-jawed Orb Weaver; Grass Spiders; Brownish-grey Fishing Spider, Six-spotted Fishing Spider, and Nursery Web Spider; Burrowing Wolf Spiders, Carolina Wolf Spider, Forest Wolf Spider, Rabid Wolf Spider, and Thin-legged Wolf Spider; Jumping Lynx Spider, and Green Lynx Spider; Ant-mimic Spiders; Wandering Spiders; Huntsman Spider, and Golden Huntsman Spider; Selenopid Crab Spider; Goldenrod Spider (Flower Spider, Red-spotted Crab Spider), Elegant Crab Spider, Thrice-banded Crab Spider; Inconspicuous Crab Spiders; Green Lyssomanes, Dimorphic Jumping Spider, Metaphid Jumping Spider, Ant-mimic Jumping Spider, and Daring Jumping Spider</p> <p>Eastern Daddy-long-legs and Brown Daddy-long-legs</p>
<p>Scorpions (Escorpiones)</p>	<p>Centruroides Scorpions; Giant Desert Hairy Scorpion</p> <p>Pseudoscorpions, Chernetids family</p>

Psyllid, Whiteflies, Aphids, Mealybugs, Scale Insects (Psílidos, moscas blancas, áfidos, cochini- lla harinosa, escamas)	American Alder Psyllid; Greenhouse Whitefly; Green Apple Aphid, Rosy Apple Aphid, Rose, Pea and Potato Aphid, Root Aphid, Coudy-winged Cottonwood Aphid, and Giant Willow Aphid; Woolly Apple Aphid; Cottony Cushion Scale; Oyster Shell Scale; Long-tailed Mealybug; Cochineal bug.
Millipedes (Milpiés)	Soft millipedes, Florida millipede, Almond millipede, North American millipede and flat millipedes

IMPORTANT – Directions for Storage and Disposal

Storage	Keep from freezing. Keep out of reach of children and animals. Store in original containers only. Store in a cool, dry place, preferably in a locked storage area and avoid excess heat. After partial use, replace lids and close tightly. Do not put concentrate or dilute material into drink containers.
Product Disposal	If partially filled: Call your local solid waste agency for disposal instructions. Never place unused product down any indoor or outdoor drain. If empty: Nonrefillable container. Do not reuse or refill this container. Offer for recycling, if available, or dispose of in trash.

Conditions of Sale and Limitation of Warranty and Liability:

NOTICE: Seller makes no warranty, express or implied, concerning the use of this product other than indicated on the label. Buyer assumes all risk of use and/or handling of this material when such use and/or handling is contrary to label instructions.

Dónde usar	Céspedes Árboles y arbustos Rosas y flores Superficies exteriores de edificios
Elimina	Hormigas (incluyendo hormigas bravas), polilla gitana, gusanos del saco, gusano de la yema del abeto y gusano enrollador de hojas, gusanos soldado, gusanos cortadores, gusano telarañero de otoño, gusano telarañero del césped, gusano tendero, gusano minador, milpiés, arañas, escorpiones, insectos jorobados, lepismas, doméstica de thermobia, saltamontes, grillos, grillos topo, tijeretas, cucarachas, chinches, chinches del arce americano, chinches, chinche de encaje, saltarilla, gusanos escupidores, psílidos, mosca blanca, áfidos, , chicharra, cochinitilla, cochinilla harinosa, adélgidos, membranácidos, trips, gorgojos y picudos, escarabajos de tierra (escarabajo japonés, cochinillas de humedad, cochinillas, escarabajo negro del césped del género Ataenius, escolitino y barrenador de los brotes), barrenadores, escarabajo de las hojas del olmo y otras plagas listadas del césped y jardín, avispas y jaramagos, abejas, abejas carpinteras, moscas, incluyendo la mosca casera
Cuándo usar	Para tratar céspedes y vegetación: cuando el daño o los insectos aparecen por primera vez Cuándo usar como tratamiento perimetral: a principios de la temporada o cuando aparezcan los insectos
Cuánto debe usar	Para céspedes y tratamientos perimetrales: Diluya 15 onzas de este producto por galón de agua para cubrir uniformemente 1,000 pies cuadrados de área. Para plantas ornamentales, árboles y flores: Diluya 7 ½ a 15 onzas de este producto por galón de agua y rocíe completamente el follaje
Cobertura	Prepara hasta 2 galones de rocío. Sirve para dar tratamiento hasta 4,267 pies cuadrados

PRIMEROS AUXILIOS

Si se traga

- Llame inmediatamente al centro de control de envenenamiento o al médico para obtener más recomendaciones de tratamiento. Haga que la persona tome sorbos de un vaso con agua si puede tragar.
- No induzca el vómito a menos que lo indique el centro de control de envenenamientos o el médico.
- Apply a perimeter treatment as described above.
- No le dé nada por la boca a una persona inconsciente.

Si entra en los ojos

- Mantenga el ojo abierto y enjuague lenta y suavemente con agua durante 15-20 minutos.
- Si tiene lentes de contacto, quítelos después de los primeros 5 minutos y continúe lavando el ojo.
- Llame a un centro de control de envenenamiento o al médico para obtener más recomendaciones de tratamiento.

NÚMERO DE EMERGENCIAS

Tenga a la mano el envase del producto o la etiqueta cuando llame al centro de control de envenenamiento o al médico, o al buscar tratamiento. También puede comunicarse al 1-800-265-0761 para obtener asistencia de emergencia.

NOTA PARA EL MÉDICO

Después del contacto con la piel (vapor o polvo) puede haber un cosquilleo o entumecimiento pasajero, usualmente en la cara, pero esto disminuye sin tratamiento. Este producto es un piretroide. Si se ha ingerido grandes cantidades, se deben evacuar el estómago y el intestino. El tratamiento es sintomático y de apoyo.

Para obtener información relacionada con el uso de este producto, llame al 1-800-265-0761.

AVISOS DE PRECAUCIÓN

RIESGOS AMBIENTALES

- Este pesticida es extremadamente tóxico para los peces, invertebrados acuáticos, ostras y camarones.
- No lo aplique cerca de agua, drenajes pluviales o zanjas de drenaje.
- No lo aplique cuando haya viento o cuando se espera lluvias fuertes.
- Debe tenerse cuidado cuando se está rociando para evitar peces y mascotas reptiles alrededor de o en estanques ornamentales.
- Este producto es altamente tóxico para las abejas. No aplique este producto ni permita que se escurra hacia plantas con floración si hay abejas en el área.

INSTRUCCIONES

Es una violación a la ley Federal usar este producto de forma inconsistente con su etiqueta.

AGITE BIEN ANTES DE USAR

Instrucciones para mezclar, cuánto debe usar

AMDRO Quick Kill Lawn & Landscape Insect Killer Concentrate se debe diluir con agua para la aplicación en matorrales o rociar.

1. Llene el rociador con el volumen de agua deseado y agregue este producto.
2.
 - Para preparar una solución de 0.02% lista para usar, diluya 7½ onzas líquidas de este producto por galón de agua.
 - Para preparar una solución de 0.04% lista para usar, diluya 15 onzas líquidas de este producto por galón de agua.
3. Mezcle únicamente la cantidad de solución necesaria para la aplicación.
4. Cíérrelo y agítelo antes de usar para asegurarse de mezclarlo adecuadamente.

Cómo usarlo: en exteriores

CÉSPEDES

Para eliminar hormigas, hormigas bravas, escarabajos, chinches, grillos topo, gusanos telarañero del césped, gorgojos y otras plagas

- Aplique de manera uniforme un galón de solución de 0.04% sobre un área de 1,000 pies cuadrados con un rociador.
- El césped no debe estar más alto de 3 pulgadas al momento de la aplicación.
- Si es necesario repita la aplicación únicamente si hay señales de actividad renovada de insectos.

Tratamientos para montículos de hormigas

- Para tratar los montículos de hormigas, incluyendo montículos de hormigas bravas importadas, diluya 0.8 onzas líquidas de este producto en 1-2 galones de agua y aplíquelo en todas las áreas de montículos. Es necesario rociar el montículo hasta que esté mojado y tratar un círculo de 4 pies de diámetro alrededor del montículo.
- Use un mayor volumen para los montículos más grandes de 12 pulgadas. Para obtener los mejores resultados, aplíquelo en clima frío tal como temprano en la mañana o tarde en la tarde, pero no en el calor del día.

PLANTAS ORNAMENTALES, ROSALES, FLORES y ÁRBOLES

Para eliminar hormigas (incluyendo hormigas cortadoras), áfidos, gusanos del saco, tijeletas, cochinitillas, milpiés, escarabajos, gorgojos, chinches, abejas cortadoras de hojas, moscas de sierra, orugas, palomillas y otras plagas listadas en plantas ornamentales, rosales, flores y árboles (incluyendo árboles perennes y caducifolios, arbustos, cubresuelos, plantas de arriates, anuales, perennes y plantas de follaje).

- Aplique una solución de 0.02% a 0.04% al punto de escurrimiento por matorral o como rocío. Rocíe hasta el punto de escorrentía para asegurarse de cubrir todos los lados de las hojas y tronco. Vuelva a aplicar el tratamiento si regresan las plagas.
- Aplique un galón de solución de 0.02% o 0.04% por cada 1,000 pies cuadrados en un rocío uniforme para los cubresuelos, plantas de arriates, follaje, anuales y perennes. Repita el tratamiento según sea necesario para lograr el control usando dosis de aplicación más altas a medida que aumenta la presión de las plagas y el área de follaje. La aplicación repetida se debe limitar a no más de una vez cada siete días.

Ciertas plantas pueden ser sensibles a la solución de rocío final. Se debe tratar y observar un área limitada durante una semana antes de realizar la aplicación en todas las plantas.

PLAGAS MOLESTAS EN SUPERFICIES EXTERIORES

Para eliminar hormigas, tijeretas, grillos, arañas y otras plagas mencionadas que están en las superficies exteriores y alrededor de los edificios

NOTA: Aplicar este producto en revestimientos de aluminio o vinilo (especialmente en aquellos ligeramente con color, desgastados o dañados de otra forma) puede mancharlos, blanquearlos o decolorarlos. Los factores tales como calor extremo y luz solar directa pueden fomentar el daño. Antes de aplicar este producto en revestimientos de aluminio o vinilo, pruébelo en un área pequeña y reviselo 30 minutos más tarde para permitir que ocurra cualquier mancha posible. Sin importar los resultados de la prueba, no lo aplique en revestimientos de aluminio o vinilo cuando estén expuestos a la luz del sol directa o durante el calor del día.

- Aplique una solución de 0.02% a 0.04% al punto de escorrentía por matorral o como un rocío residual a la vegetación tal como matorrales y árboles alrededor de edificios y otras estructuras.
- Para las hormigas, aplíquelo en cualquier sendero, alrededor de puertas y ventanas y en otros lugares donde se puedan encontrar hormigas.
- Para evitar que las plagas entren en los edificios, aplique la solución de 0.04% en una franja de tierra y vegetación de 5 a 10 pies de ancho alrededor y cerca del edificio. Además, trate los cimientos del edificio hasta una altura de 2 a 3 pies en donde las plagas están activas y pueden encontrar una entrada. Aplíquelo como un rocío grueso. Moje el área de la franja completamente y de forma uniforme usando 1 galón de mezcla para rociar por cada 1,000 pies cuadrados.
- La superficie tratada debe estar seca al momento de la aplicación. Los áticos y desvanes desocupados se deben tratar al mismo tiempo y en la misma dosis.

Para eliminar en exteriores las hormigas carpinteras

- Aplique una disolución del 0.02% al 0.04% en los caminos de hormigas carpinteras alrededor de puertas y ventanas así como en otros lugares donde se haya visto que hay hormigas carpinteras o donde se espera que busquen comida.
- Para obtener los mejores resultados, localice y trate los nidos de las hormigas carpinteras.
- Aplique un tratamiento perimetral tal como se describió anteriormente.
- Para proteger la leña para fuego contra las hormigas carpinteras (y las termitas) diluya 0.4 onzas líquidas de concentrado por galón de agua y aplíquelo en la tierra debajo de donde se apilará la leña para fuego en una dosis de un galón de disolución por cada 8 pies cuadrados. NO trate la leña para fuego con este producto.
- No intente reemplazar los tratamientos estructurales. Para termitas: no se recomienda como única protección contra las termitas. Dichas aplicaciones no son un sustituto para el tratamiento de cimientos, suelo o alteraciones mecánicas sino únicamente un complemento. Para infestaciones activas, obtenga una inspección profesional.

**Para eliminar
abejas y avispas
en exteriores**

- La aplicación en los nidos se debe realizar en la noche cuando los insectos están descansando.
- Rocíe completamente el nido, la entrada y las áreas alrededor donde se posan los insectos.

ATENCIÓN, IMPORTANTE

Mantenga a personas y mascotas fuera de las superficies hasta que estén secas.
Proteja a los acuarios del rocío.
No trate a las mascotas con este producto.

IMPORTANTE: instrucciones para almacenamiento y eliminación

**Almacena-
miento**

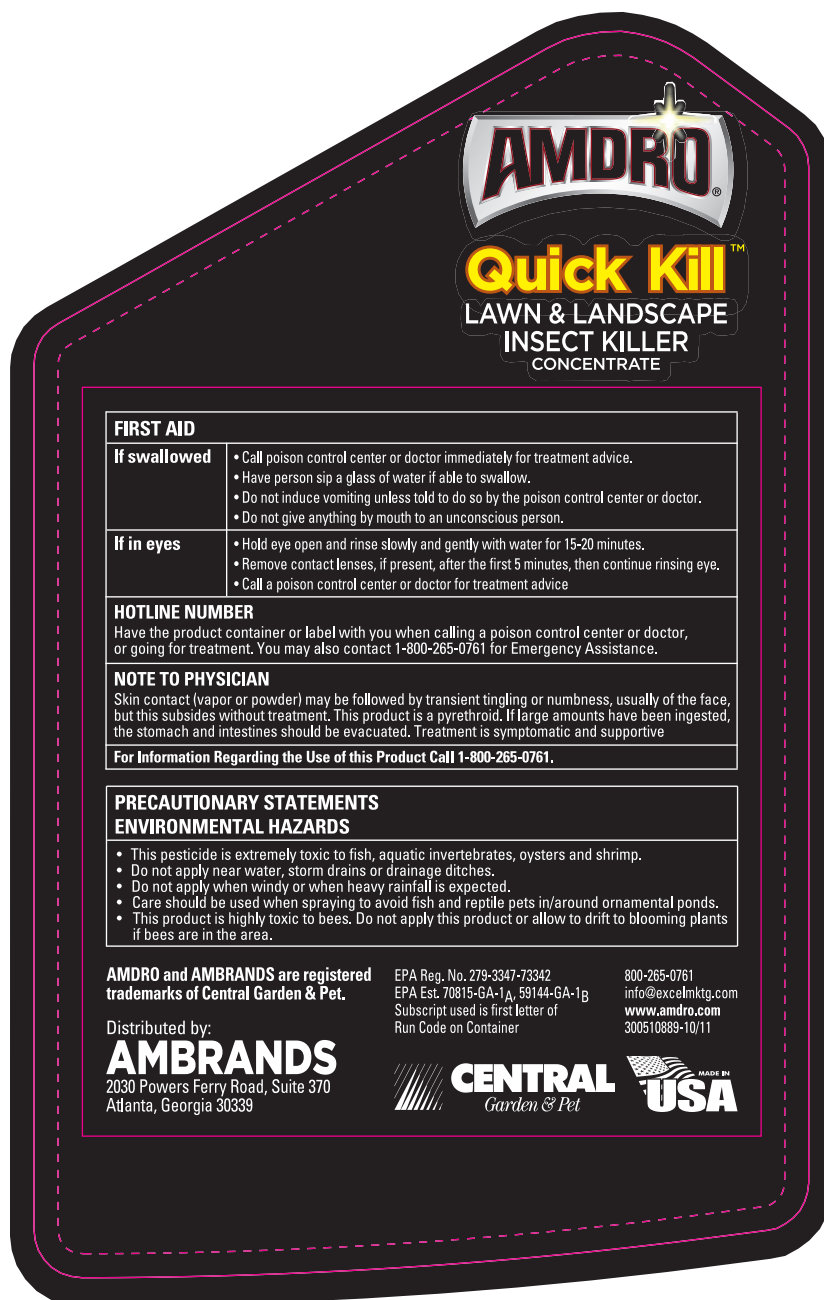
Evite que se congele. Manténgase fuera del alcance de los niños y de los animales. Guárdelo solo en los envases originales. Almacene en un lugar fresco, seco, preferiblemente en un área de almacenamiento bajo llave y evite el exceso de calor. Después del uso parcial, coloque de nuevo las tapaderas y cierre bien. No coloque material concentrado o diluido en envases de bebidas.

**Elimi-
nación del
producto**

Si está parcialmente lleno: llame a su agencia local de desechos sólidos para obtener instrucciones de eliminación. Nunca eche el producto no usado en ningún drenaje interior ni exterior. Si está vacío: envase que no se puede rellenar. No vuelva a usar ni rellene este envase. Ofrézcalo para reciclaje, si está disponible, o tírelo a la basura.





Condiciones de venta y limitación de garantía y responsabilidad:

ADVERTENCIA: El vendedor no ofrece ninguna garantía, expresa o implícita, con relación al uso de este producto que no sea lo indicado en la etiqueta. El comprador asume todo el riesgo por el uso o manejo de este material cuando dicho uso o manejo sea contrario a las instrucciones que aparecen en la etiqueta.



File Path / Date / Time Central Garden JOBS/Central Garden Jobs WIP/068546/068546_B/050_Production Art/MPLS_068546_B_Label_K.ai 10/31/2011 9:58:22 AM

Component #:	300510889-9/11
Description:	Quick Kill Lawn & Landscape Insect Killer (Back)
UPC #:	8-13576-00800-0
Consumer Unit Size:	W: 4.035 IN H: 6.4917 IN.
Program:	Adobe Illustrator CS4
Printer:	CCL Label Memphis
Creation Date:	10.05.11
Rev. Date:	10.31.11

Ink Colors	
	Black
	Cyan
	Magenta
	Yellow

UPC Check		Proofread/QC	
Initial	Date	Proofreader	Date
Schawk Minneapolis		Initial	
Numerical	<input type="checkbox"/> Pass	Quality	Date
Scan Only	<input type="checkbox"/> Fail	Control	Initial

SCHAWK!

2626 2nd Street NE,
Minneapolis, MN
55418 USA
612 789 8514
schawk.com

The color on this copy will not match the final printed package.
Schawk Minneapolis has checked this artwork for accuracy. Final approval is the client's responsibility.
Please double check for errors before reproduction.