

WITH  
**10%**  
IRON



TREATS UP TO  
**5000**  
SQ. FT.

# Moss OUT!

LAWN GRANULES



**BEFORE**

**AFTER**

**FOR LAWNS**

**Kills Lawn Moss Quickly!  
See Results in Hours**

**Turns Lawns a Deep Green**

**No Excess Growth, Less Mowing!**

Traducción en español colocada en el panel posterior

ACTIVE INGREDIENT:  
Ferrous Sulfate Monohydrate ..... 32.0%  
INERT INGREDIENTS ..... 68.0%

Keep out of reach of children.  
**CAUTION**  
See back panel for additional precautionary  
statements and First Aid.

**NET WT. 20 LBS. (9.0 kg)**

UPDATED: 8 June 2010

REFLEX BLUE

PANTONE 347

PANTONE 872

BLACK

YELLOW


MAGENTA

CYAN



# Moss OUT!

**FOR LAWNS**  
TREATS UP TO  
**5000** SQ. FT.



**FOR LAWNS**

TREATS UP TO **5000** SQ. FT.



# Moss Out!

LAWN GRANULES

## FOR LAWNS

### TREATS UP TO 5000 SQ. FT.

Lawn moss is a common problem in many areas. Moss thrives in damp, shady lawns where the soil is acidic and drainage is poor. Under these conditions moss can spread into areas where grass once grew. If steps are not taken, moss can take over a lawn.

Fortunately, moss can be quickly killed with applications of MOSS OUT!™ LAWN GRANULES. Killing the moss gives grasses a chance to "reclaim" the lawn. Since grass may be slow to fill in bare spots, we suggest reseeding with a quality Lilly Miller® grass seed.

MOSS OUT!™ LAWN GRANULES has another benefit: It turns grass a deep green, the color most of us want for our lawns.

MOSS OUT!™ LAWN GRANULES has 10% Iron to kill lawn moss and green the grass. Because no fertilizer is added you get moss control and greening without excessive growth that requires frequent mowing.

**GUARANTEED ANALYSIS (F1475):**  
Iron (Fe) . . . . . 10%  
10% Water Soluble Iron (Fe)

Derived from Ferrous Sulfate.


Information regarding the contents and levels of metals in this product is available on the internet at <http://www.aapfco.org/metals.htm>

Filled by weight not by volume. Product may settle after packaging.


If you are not satisfied with the performance of this product, simply send your name, address, and proof of purchase to the address shown and we will be happy to refund your money.



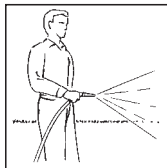
Begin spreading by laying down two strips of this product at each end of lawn. Fill in remaining area as shown here.



Close the spreader when you stop walking or make turns to avoid uneven coverage.



Overlap previous wheel track slightly, as shown, to avoid gaps in coverage.



Water in after application.

#### DIRECTIONS FOR USE

It is a violation of Federal law to use this product in a manner inconsistent with its labeling. For household use only. Not for use indoors.

For best results, apply this product when the lawn is moist. Mow lawn to expose existing moss prior to application. This allows the granules to fall through the grass to the soil and go to work. Water in to hasten the moss killing action and greening process. Apply at the rate of 20 lbs. per 4,000 square feet for heavy moss infestations or 20 lbs. per 5,000 square feet for lighter moss infestations.

One pound of this product is equal to approximately 1 1/2 cups.

#### SETTING YOUR LAWN SPREADER

THESE SETTINGS ARE A GUIDE. They were determined by landscape professionals using new spreaders. The condition of your spreader, your walking speed, the roughness of the lawn, and even the humidity can affect how fast the product comes out. Watch the flow rate. If product appears to be coming out either slower or faster than you are covering the lawn, adjust the setting. Close the spreader when filling, turning or stopping.

**IRON WILL STAIN. USE THIS PRODUCT ON LAWNS ONLY. KEEP THIS PRODUCT OFF SURFACES SUCH AS SIDEWALKS, PATIOS, WOODEN DECKS, DRIVEWAYS AND CLOTHING.** Sweep concrete surfaces immediately to prevent staining. If concrete is wet when contact occurs, staining may be impossible to prevent.

#### SPREADER SETTINGS

Settings	Heavy Moss (20 lbs. per 4,000 sq. ft.)	Lighter Moss (20 lbs. per 5,000 sq. ft.)
<b>Drop Spreader Models</b>		
Earthway® Ev-N-Spread	6	4
Scotts® AccuGreen 1000	5	4.5
Scotts® AccuGreen 2000	3.75	3.5
Scotts® AccuGreen 3000	5	4
Sta Green® 4500	1.75	1.5
<b>Rotary Spreader Models</b>		
These spreaders can toss granules a great distance. Do not allow granules to fall on surfaces that might be stained.		
Vigoro® SB 4000V	5	4
Earthway® Ev-N-Spread	10	9
Scotts® SpeedyGreen 1000	3	2.5
Scotts® SpeedyGreen 2000	5	4
Scotts® SpeedyGreen 3000	4	3
Sta Green® 4500	4	3

#### STORAGE AND DISPOSAL

**PESTICIDE STORAGE:** Store this product in its original container and keep in a locked storage area out of reach of children and domestic animals. **PESTICIDE DISPOSAL:** If partly filled: Call your local solid waste agency for disposal instructions. Never place unused product down any indoor or outdoor drain. **CONTAINER DISPOSAL:** If empty: Nonrefillable container. Do not reuse or refill this container. Place in trash or offer for recycling if available.

#### PRECAUTIONARY STATEMENTS

##### HAZARDS TO HUMANS AND DOMESTIC ANIMALS

**CAUTION:** Causes eye irritation. Do not get in eyes, on skin or clothing. Harmful if swallowed, inhaled or absorbed through skin. Avoid breathing dust. Remove contaminated clothing and wash before reuse. Wash thoroughly with soap and water after handling and before eating or smoking. Do not allow persons or pets in treated areas until granules have been watered in and treated area is dry.

##### FIRST AID

**IF SWALLOWED:** Call a poison control center or doctor immediately for treatment advice. Have person sip a glass of water if able to swallow. Do not induce vomiting unless told to do so by a poison control center or doctor. Do not give anything by mouth to an unconscious person. **IF IN EYES:** Hold eye open and rinse slowly and gently with water for 15-20 minutes. Remove contact lenses, if present, after the first 5 minutes, then continue rinsing. Call a poison control center or doctor for treatment advice. **IF ON SKIN:** Take off contaminated clothing. Rinse skin immediately with plenty of water for 15-20 minutes. Call a poison control center or doctor for treatment advice. **IF INHALED:** Remove person to fresh air. If person is not breathing, call 911 or an ambulance, then give artificial respiration, preferably mouth-to-mouth if possible. Call a poison control center or doctor for further treatment advice. Have the product container or label with you when calling a poison control center or doctor or going for treatment.

##### ENVIRONMENTAL HAZARDS

Do not apply directly to water. Do not contaminate water when disposing of equipment washwaters.

For information on this pesticide product (including health concerns, medical emergencies, or pesticide incidents), call the National Pesticide Information Center at 1-800-858-7378. All other inquiries: [info@excelmktg.com](mailto:info@excelmktg.com)

Scotts is a registered trademark of OMS Investments, Inc.

Lilly Miller is a registered trademark and Moss Out is a trademark of Central Garden & Pet.



#### LILLY MILLER BRANDS

1340 Treat Blvd., Suite 650  
Walnut Creek, CA 94597

[www.lillymiller.com](http://www.lillymiller.com)

EPA Reg. No. 802-543  
EPA Est. 35497-OR-1  
300507470



FOR LAWNS

TREATS UP TO 5000 SQ. FT.

# Moss Out!

LAWN GRANULES



UPDATED: 23 APRIL 2010

24.5