

PEEL CORNER
OF BOOKLET

xxM-1-1213

Distributed By:



230 FM 87

BONHAM, TEXAS 75418

EPA Reg. No.572-348-7401

EPA Est. No. 44616-MO-1

Visit Us At: www.fertilome.com

Product Questions? 855-270-4776



7 32221 10639 0

ferti·lome®

Rooting Powder

- Cut-Dip-Plant
- For Rooting Houseplant and Ornamental Cuttings

ACTIVE INGREDIENTS:

Indole-3-butyric acid0.10%

INERT INGREDIENTS: ... 99.90%

Total:.....100.00%

Keep Out Of Reach Of Children

CAUTION

See Back Panel For Additional
Precautionary Statements

NET CONTENTS 2 Ozs.

- Speeds Root Development
- Treat Approximately 4,500 Average Cuttings
- Grow new plants from cuttings of your favorite plants, including: Philodendron, Pothos, Poinsettia, Geranium, Chrysanthemum, and many other houseplants and ornamentals.
- Gives Cuttings a Fast Start

Distributed By:
VOLUNTARY PURCHASING GROUPS, INC.
 230 FM 87 • BONHAM, TEXAS 75418
 EPA Reg. No. 572-348-7401 • EPA Est. No. 44616-MO-1
 Visit Us At: www.fertilome.com



6

PRECAUTIONARY STATEMENTS • HAZARDS TO HUMANS AND DOMESTIC ANIMALS


CAUTION: Causes eye irritation. Harmful if inhaled or absorbed through skin. Avoid contact with skin, eyes or clothing. Avoid breathing dust. Wash thoroughly with soap and water after handling. Remove contaminated clothing and wash clothing before reuse.

FIRST AID

If in eyes:	<ul style="list-style-type: none"> • Hold eye open and rinse slowly and gently with water for 15-20 minutes. • Remove contact lenses, if present, after the first 5 minutes, then continue rinsing eye. • Call a poison control center or doctor for treatment advice.
If swallowed:	<ul style="list-style-type: none"> • Call a poison control center or doctor immediately for treatment advice. • Have person sip a glass of water if able to swallow. • Do not induce vomiting unless told to do so by the poison control center or doctor. • Do not give anything by mouth to an unconscious person.
If on skin or clothing:	<ul style="list-style-type: none"> • Take off contaminated clothing. • Rinse skin immediately with plenty of water for 15-20 minutes. • Call a poison control center or doctor for treatment advice.

1

FIRST AID (continued)

If inhaled:	<ul style="list-style-type: none"> • Move person to fresh air. • If person is not breathing, call 911 or an ambulance, then give artificial respiration, preferably by mouth-to-mouth, if possible. • Call a poison control center or doctor for further treatment advice.
<p>Have the product container or label with you when calling a poison control center or doctor, or going for treatment. For information regarding medical emergencies or pesticide incidents, call the National Pesticide Information Center (NPIC) at 1-800-858-7378.</p> <p>In the event of a medical or chemical emergency, contact  North America 1-800-255-3924 or Worldwide Intl. + 01- 813-248-0585</p>	

USER SAFETY RECOMMENDATIONS

Users should wash hands before eating, drinking, chewing gum, using tobacco or using the toilet.

2

ENVIRONMENTAL HAZARDS

This product is toxic to fish. Do not apply directly to water, to areas where surface water is present, or to intertidal areas below the mean high water mark. Do not contaminate water by cleaning of equipment or disposal of equipment washwaters.

DIRECTIONS FOR USE

It is a violation of Federal Law to use this product in a manner inconsistent with its labeling.

Not for use on plants being grown for sale or other commercial use, or for commercial seed production, or for research purposes. For use on plants intended for aesthetic purposes of climatic modification and being grown in interior landscapes, ornamental gardens or parks, or on lawns and grounds. Do not use on plants that are to be used for food or feed.

ferti-lome® Rooting Powder is recommended for the rooting treatment of many houseplants and Azaleas (evergreen types), Chrysanthemums, Chinese Evergreens, Dieffenbachia, Dracaenas, Geraniums, Hydrangeas, Ivy, Lantanas, Pandanus, Veitchi, Pachysandra, Peperomias, Philodendron, Poinsettias, Pothos, and a wide range of other plants. This product may also be used for general treatment of bulbs, roots, and corms, or ornamental plants.

3

POWDER DIPPING PROCEDURE

Select cuttings from a vigorous healthy plant. Tips should be 2" to 8" long. Cuttings should be from stems that are brittle.

Cut just below a node or leaf with a sharp knife.

Remove any leaves or flowers at the base of the cutting.

Before Dipping in Powder, smooth stemmed cuttings should be slightly moistened. Cuttings with rough stems should not be moistened before treatment.

Dip in Powder to a depth that will cover the stem lightly to a point slightly higher than the cutting will be set in the rooting medium. To remove excess powder, tap on the edge of the container, letting excess fall back into the unused rooting powder.

Plant: Any rooting medium may be used, but a mixture of sand and peat potting soil has been found very satisfactory for most vegetative reproduction. Be sure that the trench or hole in the soil is large enough so that the powder is not rubbed off when inserting the cuttings. Firm soil around cutting to avoid air pockets.

Keep rooting medium moderately moist until roots are established. Treated cuttings should not have less than a 60°F temperature.

4

GENERAL TREATMENT OF SEEDS, BULBS, CORMS, AND ROOTS OF ORAMENTAL PLANTS: Place **ferti-lome® Rooting Powder** and bulbs, corms or roots into a sealed bag or container. Shake well to deposit a light coating. Screen off excess powder for future use. Two ounces of this product should treat approximately 4,500 average cuttings.

STORAGE AND DISPOSAL

Do not contaminate water, food or feed by storage or disposal.

Pesticide Storage: Store in tightly closed, original container in a dry, cool, dark, locked area away from children and domestic animals.

Pesticide Disposal and Container Handling: If empty: Nonrefillable container. Do not reuse or refill this container. Place in trash or offer for recycling if available. **If partly filled:** Call your local solid waste agency for disposal instructions. Never place unused product down any indoor or outdoor drain.

NOTICE: Seller makes no warranty or guarantee of any kind, expressed or implied, concerning effects of use of this product, other than those specified on this label. Buyer accepts all responsibility for results due to misuse or improper handling of this product.

5

PROOF

THIS PROOF IS TO BE CHECKED FOR ACCURACY

Please review and approve **Text, Spelling, Copy Placement, Size, Shape, Colors** and **Dieline**.

Authorized signature accepts responsibility for accuracy of all copy, color break and artwork. Cimarron Label is not liable for any discrepancies subsequently identified.

PLEASE NOTE: Due to color variance between printers/monitors, the colors represented by this proof cannot be deemed accurate. Please refer to a color matching system such as the Pantone Matching System for a truer representation of spot colors.






THIS PROOF IS NOT ACCURATE FOR COLOR-MATCH.

Dieline does not print.

 **Cimarron Label**

Experts in Extended Text Labeling

4201 North Westport Ave. • Sioux Falls, SD 57107
Phone: (605) 978-0451 • Fax: (605) 978-0463

DATE	JOB NUMBER	CUSTOMER
4/9/14	74502	VPG
LABEL SIZE	LEAFLET FOLDED SIZE	LEAFLET FLAT SIZE
1.625" x 8.5625"	1.625" x 4.625"	1.625" x 13.6875"
LABEL COLORS	LEAFLET "OUT" COLORS	LEAFLET "IN" COLORS
 BLK	 072	 PMS Purple
 BLK		 BLK

PATTERN VARNISH: YES NO

Form: CS 006L - 11/8/2011

**WE CANNOT PROCESS
THIS ORDER WITHOUT AN
AUTHORIZED SIGNATURE**

Signed _____

APPROVED

REVISED PROOF NEEDED

By tmallory at 1:53 pm, Apr 09, 2014

Date _____