

Battery Backpack Sprayer



2018

Key Features

Battery Life: **60 gallons**

Lithium battery: **18V**

Recharge: **3.5 hours**

On-demand
diaphragm pump

Perimeter **4-way** Tip



Harness

Ballistic grade nylon
with padded shoulder
straps and added
moisture wicking
ability...

...back with lumbar
support pad



4-Gallon Tank

Ergonomic design and
wide support base

Translucent tank with
gallon and liter marks

Leak-prevention cap
with check valve



Standard Model

2 Batteries



1 Charger



4-way Tip



XR-Valve



18 inch Extension



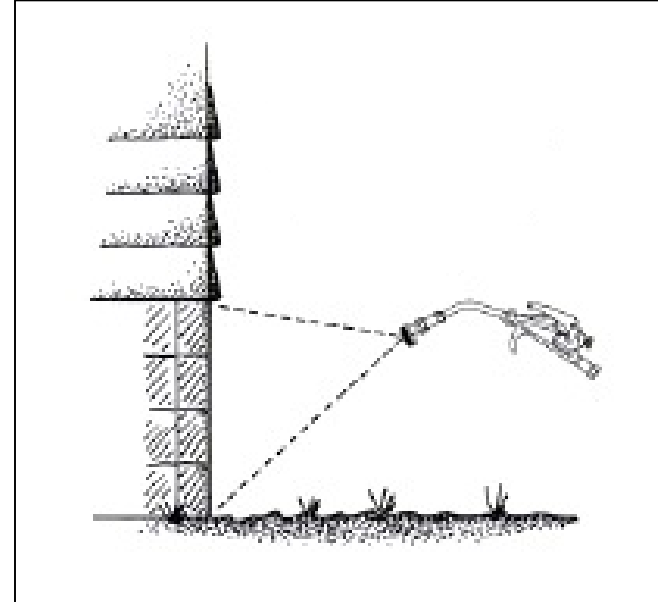
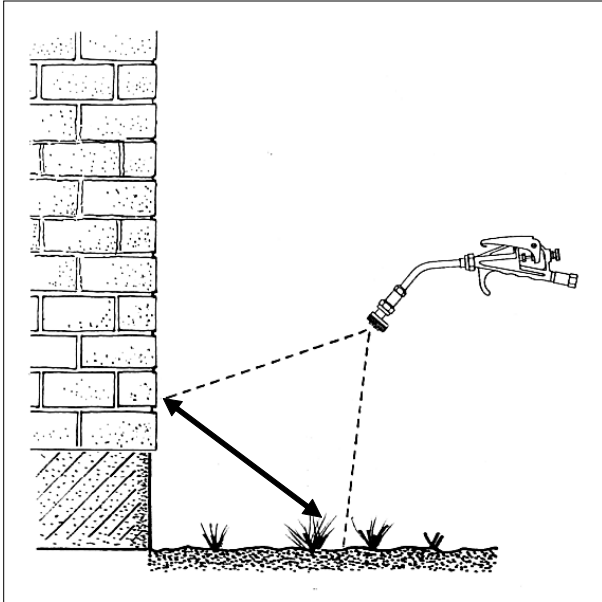
Model # 12014280

Perimeter 4-way Nozzle



2 fan sprays: **50015** = 17 oz. / minute
8003 = 33 oz. / minute

Coarse Fan Spray



Fan spray patterns give the recommended treatment for foundations

Perimeter 4-way Nozzle




2 pin streams: 4.5 ounces / minute
9 ounces / minute

Pin Stream Spray

Large pin stream


2 oz. / 15 sec.



26 - 28 feet


Small pin stream

1 oz. / 15 sec.



24 - 26 feet

Pin Stream Application




Use pin stream to treat
wasp nests under
soffits...deliver **2 oz.** to
nest **in 15 seconds**



Battery Charger

- **AC Charger**
recharges in
3.5 hours




110 V Charger

Battery must
be charged
before first use



Attaching Charger



Slide charger
onto top of
the battery



Press lock
and pull charger
from battery

Charging Lights

Flashing **green** light = battery charging

Steady **green** light = battery fully charged

Steady **red** light = battery damaged

Flashing **red** and **green** = battery damaged




Flashing
LED light

...allow battery to
cool before
recharging...

Battery Compartment



**Padded
cover**




**Battery
dock**




**Battery in
place**

Current Battery Charge



5 second
display



Push button: Green lights indicate
amount of remaining charge

Battery Charge Indicator


**Amount of
remaining charge:**

- 4** lights = 100%
- 3** lights = 75%
- 2** lights = 50%
- 1** light = 25%



Showing 50% charge

Pump On / Off Switch



On / Off switch protected by
water-resistant cover

Empty Tank

Power switch
must be **Off** when
the tank is empty...
...to reduce stress
on the pump...



Note: Do not run
the tank to empty

Inside the Tank

**Filter
twists and
locks onto
base**



**Stainless steel
mesh screen**

Top of the Tank



Cap with check
valve, and filter
basket with rim
gasket



B&G vs. FlowZone

Average linear ft. / residential = 170 ft.

Amount Termidor SC / linear ft. = 0.4 oz.

Amount to treat 170 linear ft. = **68 oz.**

B&G Power Backpack - 4 min. spraying
Nozzle: 17 oz. / minute = 68 oz.



FlowZone Backpack - 4 min. spraying
Nozzle (low): = 96 oz. / minute = 384 oz.
Nozzle (high): = 128 oz. / minute = 512 oz.



FlowZone wastes
2.5 to 3.5 gallons / treatment

Application Economics

Cost of Termidor SC / finished gallon = \$2.90



B&G Power Backpack:

4 minutes spraying, 1/2 gal. applied

Cost of treatment = \$1.45

Treat 10 accounts = **\$14.50**



FlowZone Backpack:

4 minutes spraying, 3 gal. applied

Cost of treatment = \$8.70

Treat 10 accounts = **\$87.00**

B&G vs. Chapin

Average linear ft. / residential = 170 ft.

Amount Termidor SC / linear ft. = 0.4 oz.

Amount to treat 170 linear ft. = **68 oz.**

B&G Power Backpack - 4 min. spraying
Nozzle: 17 oz. / minute = 68 oz.

Chapin Backpack - 4 min. spraying
Fan nozzle: = 52 oz. / minute = 208 oz.

Chapin wastes 1 gallon / treatment
and considerable droplet drift



B&G Backpack **vs.** Spray Rig

- Stop **dragging hoses**
- Stop **damaging shrubs**
- Stop **over-application**



**B&G Power Backpack
ends the stress of spray
rigs and reduces waste**



Troubleshoot



Power switch



4-way nozzle



Filter

PROBLEM	SOLUTION
Sprayer pump will not turn on	<ul style="list-style-type: none">• Power switch in On position• Insert battery correctly• Charge battery
Sprayer turns on, but no spray	<ul style="list-style-type: none">• Allow 45 seconds for pump to prime• Add more liquid to the tank• Clean nozzle with nylon brush
Sprayer sprays at low pressure	<ul style="list-style-type: none">• Allow 45 seconds for pump to prime• Pump was run dry without liquid before refilling tank• Inspect and clean the in-tank filter

Replacement Parts List




REPLACEMENT PARTS	
Hose assembly	# 33000309
XR-Valve	# 22037500-375
Brass extension	# 22045600-E
Check valve in tank cap	# 12014289
4-way nozzle	# 22049454
Tip assembly	# 22049450
Filter / Tank top	# 12014290
Tank cap + Check valve	# 12014291
Filter / inside tank	# 12014290
Harness assembly	# 12014288
Pump assembly	# 120143292
Battery Charger	# 12014286
18V Lithium battery	# 12014285

Extension Assembly



**Insert gasket attached
to end of the extension
...between the valve
and extension**



Pin-to-Cone Nozzle



Pin-to-Cone nozzle is not included...because the pin spray is equal to the pin stream on Perimeter 4-way, and the cone spray has small droplets that drift off target

Standard 4-way Tip



Standard 4-way nozzle (5800) will fit the backpack extension. The coarse fan and pin streams are the same as the backpack nozzle...**but the fine fan will not work with the pump...**

Battery Backpack Sprayer

