

FLOWZONE™

FZSAAG

2.5-GALLON LITHIUM-ION
BACKPACK SPRAYER

OPERATION GUIDE



Let's get spraying!

You have chosen one of the leading multi-purpose sprayers available today. This sprayer can be used to spray any number of solutions and solvents for both home and professional use. Please read and follow this manual carefully to ensure that you get the most out of your new sprayer.

Because FlowZone™ sprayers are distributed exclusively by WESSOL™, you can rest assured that you are working with world-class sprayers and customer service.

If you need assistance with the assembly or operation of your sprayer, please don't hesitate to contact us:

 www.fzspray.com/support

 spraysquad@fzspray.com

 +1 803 339 2500



Here's what your sprayer is capable of doing.

This FlowZone sprayer is a highly efficient sprayer that is suitable for spraying many kinds of water-soluble chemicals such as fertilizers, pesticides, cleaning products, etc. Never operate the sprayer with strong acids, strong bases or flammable liquids. Powered by an 18V lithium-ion battery, this sprayer results in 5x more efficiency than a manual sprayer. This sprayer can be operated continuously for up to 2 hours and spray more than 40 gallons per battery charge at a distance of 25 feet.



FlowZone FZSAAG SPECIFICATIONS			
Model number	FZSAAG	Pump type	diaphragm
Battery type	Lithium-ion	Continuous working time	2 hours
Battery voltage	18V	Dual-speed switch	45 or 60 psi
Battery capacity	2600mAH	Max. spray distance	25 feet
Battery charging time	2.5 hours	Tank capacity	2.5 gallons
Battery cycle life	1000 cycles	Liquid flow	0.33 gal/min
Battery charger	5V / 1A	Pump life	200 hours

WARNING

THIS PRODUCT IS DESIGNED TO APPLY CHEMICALS THAT MAY BE HARMFUL AND COULD CAUSE SERIOUS PERSONAL INJURY IF INHALED OR BROUGHT INTO CONTACT WITH THE USER. FAILURE TO READ AND FOLLOW OPERATION GUIDE BEFORE USE AND/OR MISUSE OF THIS PRODUCT COULD RESULT IN INJURY.



What's in the box.

- | | | |
|-------------------------|-----------------------------|----------------------|
| 1. TANK CAP | 6. EXTENDABLE SPRAY WAND | 11. BATTERY CHARGER |
| 2. 2.5 GALLON TANK | 7. REINFORCED VINYL HOSE | 12. FAN NOZZLE |
| 3. INTAKE FILTER | 8. ADJUSTABLE JET NOZZLE | 13. NOZZLE CONNECTOR |
| 4. WAND HOLSTER & BOLTS | 9. LOCKABLE SPRAY TRIGGER | |
| 5. BACKPACK STRAPS | 10. 18V LITHIUM-ION BATTERY | |

STEP 1: Set up your sprayer.

- 1** Remove the holster, nuts & bolts from the intake filter.



- 2** Attach holster to tank and tighten with the nuts & bolts.



- 3** Attach each metal loop on the backpack straps to bottom two loops on the tank.



- 4** Loop each fabric strap through the top loop of the tank and thread back through the bottom side of the buckle.




- 5** Attach the extendable spray wand to the spray trigger.




STEP 2: Get started spraying.

- 1 Fully charge the battery prior to first operation.



NOTE: The flashing red light on charger indicates that battery is charging and once it turns green, the battery is fully charged.

- 2 Fill the sprayer with liquid through the intake filter and securely tighten the tank cap.



NOTE: Always mix liquid solution in a separate container.


- 3 Screw the nozzle connector onto the extension wand and then screw desired nozzle onto the other end of nozzle connector.



1. **Adjustable jet nozzle** = adjustable jet, ranging from skinny stream to thicker stream.



2. **Fan nozzle** = flat, fan-shaped spray shape



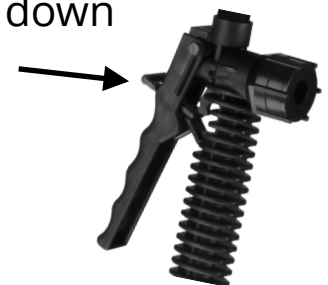
- 4 Turn pump on by flipping switch on side of unit. Flipping switch to "I" will activate pump at 60 psi.



Flipping switch to "II" will activate pump at 45 psi.



- 5 Begin spraying by squeezing spray trigger. To spray continuously, lock spray trigger by pressing down on latch.



STEP 3: After you spray.











- 1 Rinse out the solution you sprayed with water and spray water through the sprayer for 3-5 minutes to completely rid tank of chemicals.

NOTE: Many spray materials will harden if left in the sprayer and plug up the nozzle, shut-off valve or supply tube.

- 2 Disconnect coiled hose from tank (not gun) and spray to completely empty hose and gun of liquid.
- 3 Dry sprayer tank completely.
- 4 Clean the nozzle.
- 5 Always store tank in a clean, empty and shady location protected from extreme heat or frost.
- 6 For long-term storage, regular discharging and recharging of the battery is required (with an interval of either every 2 weeks, one month, or two months) to maximize battery life.



Other important considerations.

-  Do not operate the spray gun without liquid in it. This may damage the pump.
-  After long periods of time without use, the battery may have a low voltage and will require extended charging.
-  Always wear protective clothing, respirator, gloves, eye protection, etc. when using chemicals.
-  Never spray chemicals against the wind or towards humans, animals or food.
-  Don't operate sprayer in temperatures exceeding 100°F or lower than 32°F.
-  Never operate with strong acids, strong bases or flammable liquids.
-  Never fill the sprayer with hot liquids (max. temp. = 85°F).
-  Do not leave the sprayer in reach of children or persons not qualified to handle it in a proper fashion.
-  Do not dispose of lithium-ion battery with household waste, recycle where facilities exist.
-  Always use FlowZone original replacement parts.

FlowZone Limited Warranty

WESSOL, LLC warrants (to the original purchaser) that this product will continue to function as intended if used in accordance with operating instructions (under normal consumer use) for a period of one year.

If the product fails to function as intended **DO NOT RETURN IT TO THE STORE**, call our customer support hotline at **+1 803-339-2500** or email **spraysquad@fzspray.com**. We will, at our option, repair or replace any non-functioning parts without charge (shipping & handling charges will apply). WESSOL, LLC shall have the option of requiring the return of the non-functioning product; together, with the proof of purchase, to establish a claim under this warranty. This warranty does not apply to damage resulting from accident, misuse, neglect, alterations, or operation not in accordance with instructions, commercial use, or normal wear.

ANY IMPLIED WARRANTIES, INCLUDING THE IMPLIED WARRANTY OF MERCHANTABILITY AND FITNESS FOR CONSUMER USE, ARE LIMITED TO THE DURATION SPECIFIED ABOVE. WESSOL, LLC'S LIABILITY IS LIMITED SOLELY TO THE REPAIR OR REPLACEMENT OF THE NON-FUNCTIONING PRODUCT OR PART. WESSOL, LLC EXCLUDES LIABILITY UNDER THIS WARRANTY FOR ANY AND ALL INCIDENTAL AND CONSEQUENTIAL LOSS OR DAMAGE.

Some states do not allow limitations on how long an implied warranty lasts, or the exclusion or limitation of incidental or consequential damages, so these limitations or exclusions may not apply to you. This warranty gives you specific legal rights and you may have other rights which vary from state to state.

FOR ANY QUESTIONS OR CONCERNS:

 www.fzspray.com/support

 spraysquad@fzspray.com

 **+1 803 339 2500**

To register your sprayer, visit:
fzspray.com/register

FLOWZONE

fzspray.com
spraysquad@fzspray.com
+1 803-339-2500

DISTRIBUTED BY: WESSOL, LLC
1750 Highway 160 West, Suite #101
Fort Mill, South Carolina 29708