


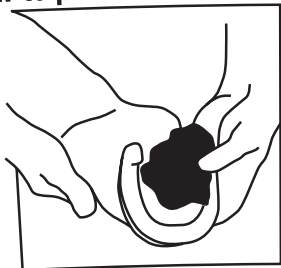
FORSHNER'S® Hoof Packing

How to pack a hoof:

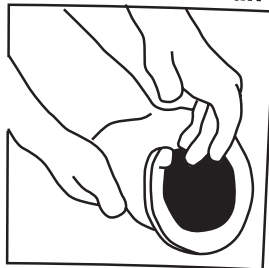
Comment emballer un sabot:



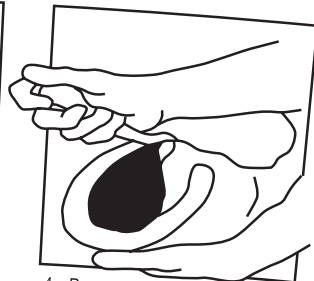
1. Make sure hoof is clean and dry. Take a small amount of Forshner's® Hoof Packing (about the size of a golf ball) and work in your hands until pliable.
1. S'assurer que le sabot est totalement PROPRE et sec. Prendre une petite quantité de l'onguent Forshner's (de la taille d'une balle de golf) et le pétrir dans vos mains jusqu'à ce qu'il soit flexible.



2. Pack firmly around the frog.
2. Bourrer autour de la fourchette.



3. Continue to cover sole of hoof completely. (Cover with paper or straw if needed.)*
3. Couvrir complètement la semelle du sabot. (Si besoin, couvrir avec du papier ou de la paille).



4. Remove with hoof pick before working horse.
4. Enlever du sabot avec une pioche avant de promener le cheval.

*Farriers: follow above directions and cover with pad before shoeing.

*Maréchaux-ferrants : Suivez les directives ci-dessus et couvrir avant de chausser.

Not For Human Use.
Ne pas utiliser chez l'humain.



Your Partner in Horse Care™

FARNAM HORSE PRODUCTS

A Division Of Farnam Companies, Inc.
P.O. Box 34820 • Phoenix, AZ 85067-4820
farnamhorse.com

In U.S. 800-234-2269 • In Canada 800-548-2828

WELLMARK INTERNATIONAL

100 Stone Road West, Ste. 111, Guelph, ON N1G 5L3

©2000-2013 Farnam Companies, Inc. Item: 80205 • Art: 201310 • RM# 300515719
Forshner's, Farnam, Farnam with design, and Your Partner in Horse Care are trademarks of Farnam Companies Inc.
Central Garden & Pet and Central Garden & Pet with design are trademarks of Central Garden & Pet Company.

CENTRAL
Garden & Pet

