



NEMATICIDE

# NIMITZ® PRO G

**NIMITZ® Pro G**, powered by Fluensulfone, is a novel nematicide developed globally by ADAMA and Control Solutions for the Quali-Pro brand. No other plant protection product has the same mode of action or ability to deliver a higher level of efficacy from a single application program.

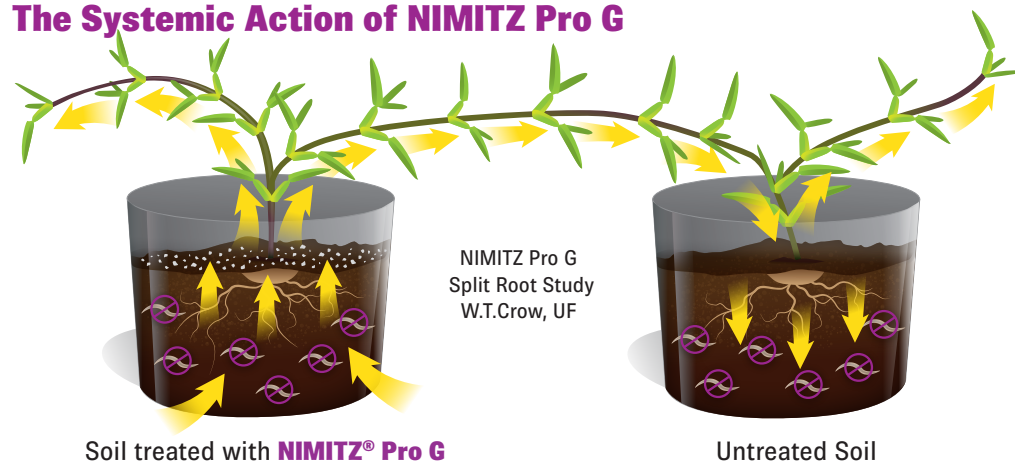
## Features and Benefits

- CAUTION Signal Word and Minimal PPE
- Truly systemic: xylem and phloem-mobile
- Half-life of 11-22 days, depending upon environmental conditions
- Activity up to 45 days from a single application
- No enhanced microbial degradation
- Kills both ecto- and endo-parasitic nematodes on contact within 48 hours including: Lance, Sting, Lesion, and Root Knot
- No re-entry interval (REI)
- No buffer zones
- Does not harm honeybees
- Can be easily applied by a rotary spreader

## Tolerant Turfgrass

Bermudagrass, Centipedegrass, Seashore Paspalum, St. Augustinegrass, Zoysiagrass

## The Systemic Action of NIMITZ Pro G



## Active Ingredient

1.5% Fluensulfone

## Chemical Class

Heterocyclic fluoroalkenyl sulfones

## Signal Word

CAUTION

## Packaging

- 40 pound pail
- Damage-resistant pail with easy-carry handle and resealable lid
- 80-100 SGN



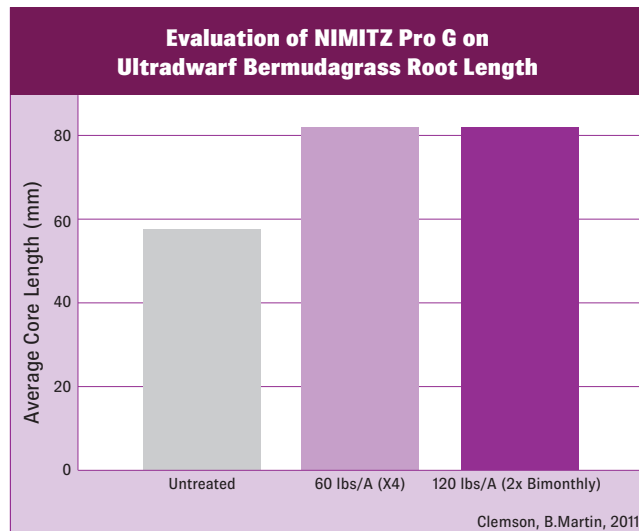
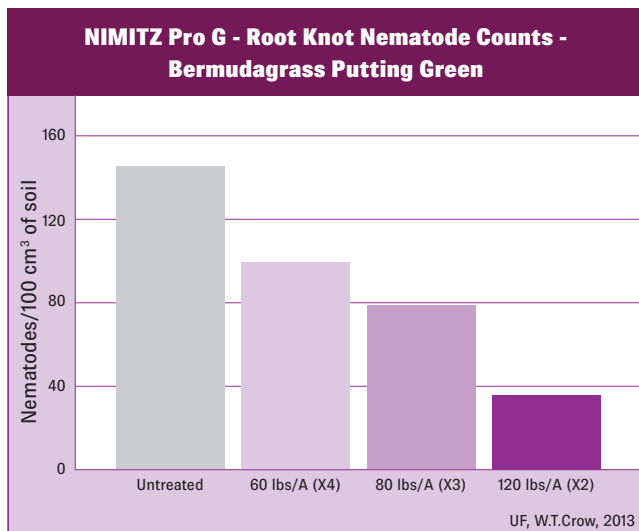
Always read and follow product label directions.  
[nimitz-pro.com](http://nimitz-pro.com)



[quali-pro.com](http://quali-pro.com)

## Efficacy Summary

NIMITZ Pro G has been extensively studied by university and independent turfgrass researchers since 2008. NIMITZ Pro G reduces nematode populations and allows your turf to recover. Following a NIMITZ Pro G application turf begins to recover by developing robust root systems, increased turf color, better turf quality, increased leaf density and overall greater plant health.



## Simplified Applications

**Timing:** NIMITZ Pro G can be applied any time of year as long as the soil temperature is above 55°F.

**Irrigation:** NIMITZ Pro G must be watered in either by rainfall or light irrigation (generally .25") following application.

## Application Programs

Warm season turf varieties including Bermudagrass, Centipedegrass, Seashore Paspalum, St. Augustinegrass, Zoysiagrass

Treatment Option	Pounds/Acre	No. of Treatments	Interval
1	60	4	Monthly
2	80	3	Monthly
3	120	2	2-6 months apart
4	240	1	

\*Treatments 1-3: Can be used on all turf types except cool-season turf areas.

Treatment 4: Can only be used for sod rescue treatment. See label for specific details.

\*Although cool season varieties have been tested, certain varieties have shown transient sensitivity.



Always read and follow product label directions.

[nimitz-pro.com](http://nimitz-pro.com)

## Calibration is Key

Minimizing overlap when applying will ensure turf receives the correct rate of NIMITZ Pro G.

- The best application strategy is to go “throw-to-throw” with each pass; avoiding “wheel-to-wheel” to minimize overlap. Repeat applications should be made at a 90 degree angle to previous application.
- Verify the rate of application as well as the throw pattern of the spreader.
- Nearly all rotary spreaders have a tendency to throw product more to the left or right.

Spreader settings are approximate and can vary with ground speed, pattern, adjustments, wear, and changes in the manufacturing of the equipment. Therefore, you should ALWAYS calibrate your spreader before applying any product. We also recommend to verify spreader gate opening with a drill bit to assure that the gate consistently opens to the same setting. If your spreader cannot consistently and repeatedly open to the desired setting then check for wear or binding of the gate or linkage.

Check the spreader gate opening measurement every few greens during an application of multiple greens. They can easily get knocked out of adjustment during the application.



Rate per. acre	**60 lb. per. acre	**80 lb. per. acre	**120 lb. per. acre	Spread pattern width	Foot notes
Rate per 1000 sq.ft.	1.38 lb.	1.84 lb.	2.75 lb.		
Lesco® Spreaders (numbers)	7 - 7 1/2 *1/4 drill bit	8 - 8 1/2 *9/32 drill bit	10 1/2 *11/32 drill bit	3 mph - 12 ft.	1
Andersons® AccuPro 2000	G 3/4 *19/64 drill bit	H 1/4 *21/64 drill bit	I 3/4 *25/64 drill bit	3 mph - 12 ft.	2,3
1. Calibration point. Standing behind the spreader as if pushing the spreader during application. The far right hole should be used for your calibration.					
2. Calibration point. Standing behind the spreader as if pushing the spreader during application. The middle hole should be used for your calibration.					
3. Cone setting. Standing behind the spreader as if pushing the spreader during application. The cone pointer should be between the first gate opening on the left and the middle hole.					
* Drill bit sizes are a reference point and should only be used as a starting point for calibration.					
** Do not exceed 240 pounds/acre per year per area or spot treated.					



## Getting the most out of your NIMITZ Pro G Treatment

Program 1*	Program 2*	Program 3*
<p>4 applications @ 60#/acre every 28 days</p> <p>Warm season turf only</p>	<p>3 applications @ 80#/acre every 28 days</p> <p>Warm season turf only</p>	<p>2 applications @ 120#/acre 2-6 months apart</p> <p>Warm season turf only</p>

\*See label for specific uses and rates

### Transition Zone Tips

Turf in transition zone may be under additional stress due to geographical location vs. turf type. NIMITZ Pro G is only recommended for warm season turf at this time.

### Avoid Wetting Agents

Avoid wetting agents one week prior to and one week after a NIMITZ Pro G application. NIMITZ Pro G does not need anything other than 1/4" to 1/2" of water immediately after application to ensure proper movement into the soil. If possible, avoid applying if heavy rains are expected within 24 hours of the application.



### PGRs and NIMITZ Pro G

It is recommended to not apply PGR products within one week prior or one week after a NIMITZ Pro G application.

Control Solutions offers free untreated Biodac® carrier to assist in the calibration process. Contact your Quali-Pro sales representative for details.

*Scan here for more calibration tips!*



Biodac® Granular Carrier is a registered trademark of Kadant Grantek Inc.



Always read and follow product label directions.  
[nimitz-pro.com](http://nimitz-pro.com)

**QUALI-PRO**