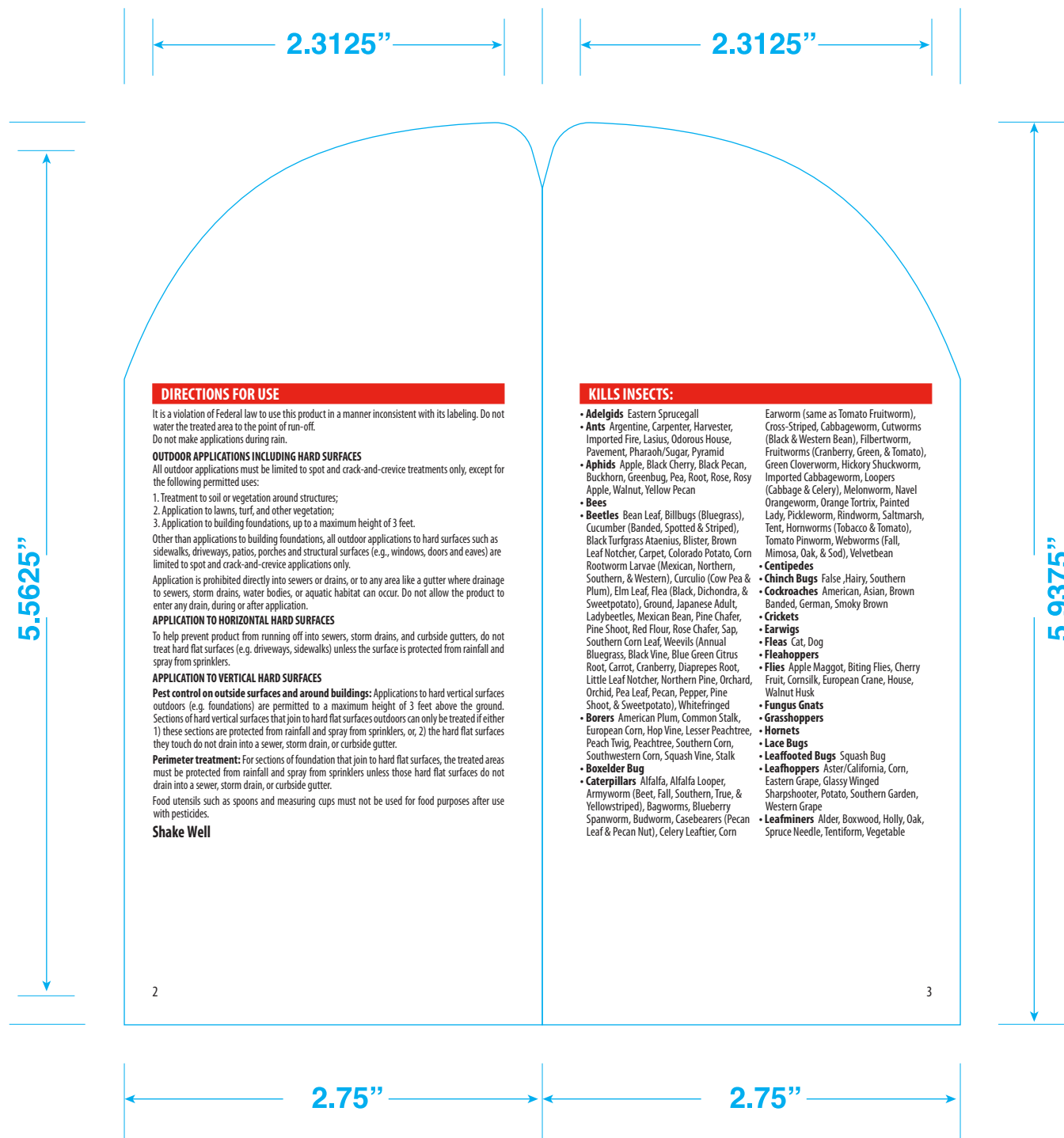


BOOK OUT



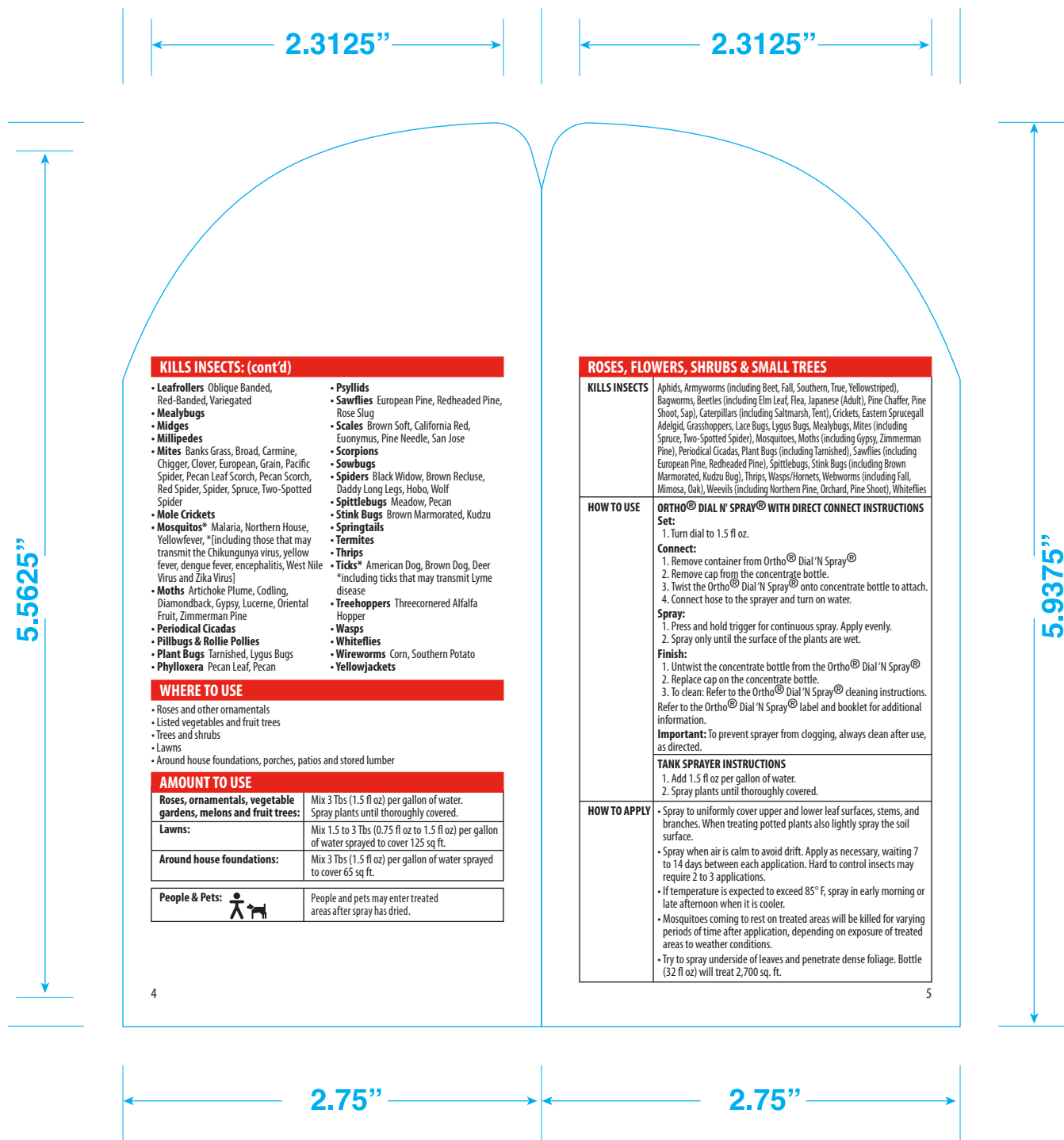
				Our Stevenson Quality Assurance Team has thoroughly reviewed this file. Upon receipt, please check this file carefully. Our client and its suppliers are responsible for all content, color, legal and regulatory text and product information. Stevenson will, at our cost, replace our product if the work is found to be incorrect at this stage. Should an error be found subsequent to client/supplier approval, Stevenson shall be responsible only for the replacement of the artwork containing the error, and in addition, shall not be held liable for any consequential changes, charges or losses incurred as a result of any error.	
ART			PRINTER		
Design Studio/Contact:		Separator/Contact: Stevenson Color		Printer & Location: CCL Label - Memphis	
Design, File Name:				Print Method: Offset	
				Color Stations: 5	
PRODUCTION/PACKAGE			VERSION		
Job Description: 32 oz Ortho Home Defense Insect Killer for Lawn and Landscape Concentrate			3		
Stock #: XXXXXXXX	Package Type: Booklet	File Name: ICC_1651G02_XXXXXXXX			
Component #: LB8501	Substrate:	Date Modified: 03.21.16 10:56 AM			
Scotts Project Number: 334196	CAD #: CCL7427	Operator: Kelly Meadows			
Scotts Project Lead:	Translation Approval Code:	Final Artwork Size: 2.75" x 5.9375"			
Workflow:					
THIS PAGE PRINTS AT 100% OF THE ORIGINAL LABEL TO FIT ON 11" x 17" PAGE					

BOOK IN



				Our Stevenson Quality Assurance Team has thoroughly reviewed this file. Upon receipt, please check this file carefully. Our client and its suppliers are responsible for all content, color, legal and regulatory text and product information. Stevenson will, at our cost, replace our product if the work is found to be incorrect at this stage. Should an error be found subsequent to client/supplier approval, Stevenson shall be responsible only for the replacement of the artwork containing the error, and in addition, shall not be held liable for any consequential changes, charges or losses incurred as a result of any error.	
ART			PRINTER		
Design Studio/Contact:		Separator/Contact: Stevenson Color		Printer & Location: CCL Label - Memphis	
Design, File Name:				Print Method: Offset	
				Color Stations: 5	
PRODUCTION/PACKAGE			VERSION		
Job Description: 32 oz Ortho Home Defense Insect Killer for Lawn and Landscape Concentrate			3		
Stock #: XXXXXXXX	Package Type: Booklet	File Name: ICC_1651G02_XXXXXXXX			
Component #: LB8501	Substrate:	Date Modified: 03.21.16 10:56 AM			
Scotts Project Number: 334196	CAD #: CCL7427	Operator: Kelly Meadows			
Scotts Project Lead:	Translation Approval Code:	Final Artwork Size: 2.75" x 5.9375"			
Workflow:					
THIS PAGE PRINTS AT 100% OF THE ORIGINAL LABEL TO FIT ON 11" x 17" PAGE					

BOOK IN




KILLS INSECTS: (cont'd)

- **Leafrollers** Oblique Banded, Red-Banded, Variegated
- **Mealybugs**
- **Midges**
- **Hillipedes**
- **Mites** Banks Grass, Broad, Carmine, Chigger, Clover, European, Grain, Pacific Spider, Pecan Leaf Scorch, Pecan Scorch, Red Spider, Spider, Spruce, Two-Spotted Spider
- **Mole Crickets**
- **Mosquitos*** Malaria, Northern House, Yellowfever, *including those that may transmit the Chikungunya virus, yellow fever, dengue fever, encephalitis, West Nile Virus and Zika Virus
- **Moths** Artichoke Plume, Codling, Diamondback, Gypsy, Lucerne, Oriental Fruit, Zimmerman Pine
- **Periodical Cicadas**
- **Pillbugs & Rollie Pollies**
- **Plant Bugs** Tarnished, Lygus Bugs
- **Phylloxera** Pecan Leaf, Pecan
- **Psyllids**
- **Sawflies** European Pine, Redheaded Pine, Rose Slug
- **Scales** Brown Soft, California Red, Euonymus, Pine Needle, San Jose
- **Scorpions**
- **Sowbugs**
- **Spiders** Black Widow, Brown Recluse, Daddy Long Legs, Hobo, Wolf
- **Spittlebugs** Meadow, Pecan
- **Stink Bugs** Brown Marmorated, Kudzu
- **Springtails**
- **Termites**
- **Thrips**
- **Ticks*** American Dog, Brown Dog, Deer *including ticks that may transmit Lyme disease
- **Treehoppers** Threecornered Alfalfa Hopper
- **Wasps**
- **Whiteflies**
- **Wireworms** Corn, Southern Potato
- **Yellowjackets**

WHERE TO USE

- Roses and other ornamentals
- Listed vegetables and fruit trees
- Trees and shrubs
- Lawns
- Around house foundations, porches, patios and stored lumber

AMOUNT TO USE

Roses, ornamentals, vegetable gardens, melons and fruit trees:	Mix 3 Tbs (1.5 fl oz) per gallon of water. Spray plants until thoroughly covered.
Lawns:	Mix 1.5 to 3 Tbs (0.75 fl oz to 1.5 fl oz) per gallon of water sprayed to cover 125 sq ft.
Around house foundations:	Mix 3 Tbs (1.5 fl oz) per gallon of water sprayed to cover 65 sq ft.
People & Pets: 	People and pets may enter treated areas after spray has dried.

ROSES, FLOWERS, SHRUBS & SMALL TREES

- KILLS INSECTS** Aphids, Armyworms (including Beet, Fall, Southern, True, Yellowstriped), Bagworms, Beetles (including Elm Leaf, Flea, Japanese (Adult), Pine Chaffer, Pine Shoot, Sap), Caterpillars (including Saltmarsh, Tent), Crickets, Eastern Sprucegall Adelgid, Grasshoppers, Lace Bugs, Lygus Bugs, Mealybugs, Mites (including Spruce, Two-Spotted Spider), Mosquitoes, Moths (including Gypsy, Zimmerman Pine), Periodical Cicadas, Plant Bugs (including Tarnished), Sawflies (including European Pine, Redheaded Pine), Spittlebugs, Stink Bugs (including Brown Marmorated, Kudzu Bug), Thrips, Wasps/Hornets, Webworms (including Fall, Mimosa, Oak), Weevils (including Northern Pine, Orchard, Pine Shoot), Whiteflies

HOW TO USE ORTHO® DIAL N' SPRAY® WITH DIRECT CONNECT INSTRUCTIONS

- Set:**
1. Turn dial to 1.5 fl oz.
- Connect:**
1. Remove container from Ortho® Dial 'N Spray®
2. Remove cap from the concentrate bottle.
3. Twist the Ortho® Dial 'N Spray® onto concentrate bottle to attach.
4. Connect hose to the sprayer and turn on water.
- Spray:**
1. Press and hold trigger for continuous spray. Apply evenly.
2. Spray only until the surface of the plants are wet.
- Finish:**
1. Untwist the concentrate bottle from the Ortho® Dial 'N Spray®
2. Replace cap on the concentrate bottle.
3. To clean: Refer to the Ortho® Dial 'N Spray® cleaning instructions. Refer to the Ortho® Dial 'N Spray® label and booklet for additional information.
- Important:** To prevent sprayer from clogging, always clean after use, as directed.

TANK SPRAYER INSTRUCTIONS






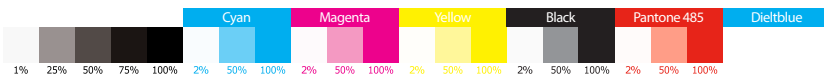
1. Add 1.5 fl oz per gallon of water.
2. Spray plants until thoroughly covered.

HOW TO APPLY

- Spray to uniformly cover upper and lower leaf surfaces, stems, and branches. When treating potted plants also lightly spray the soil surface.
- Spray when air is calm to avoid drift. Apply as necessary, waiting 7 to 14 days between each application. Hard to control insects may require 2 to 3 applications.
- If temperature is expected to exceed 85° F, spray in early morning or late afternoon when it is cooler.
- Mosquitoes coming to rest on treated areas will be killed for varying periods of time after application, depending on exposure of treated areas to weather conditions.
- Try to spray underside of leaves and penetrate dense foliage. Bottle (32 fl oz) will treat 2,700 sq. ft.

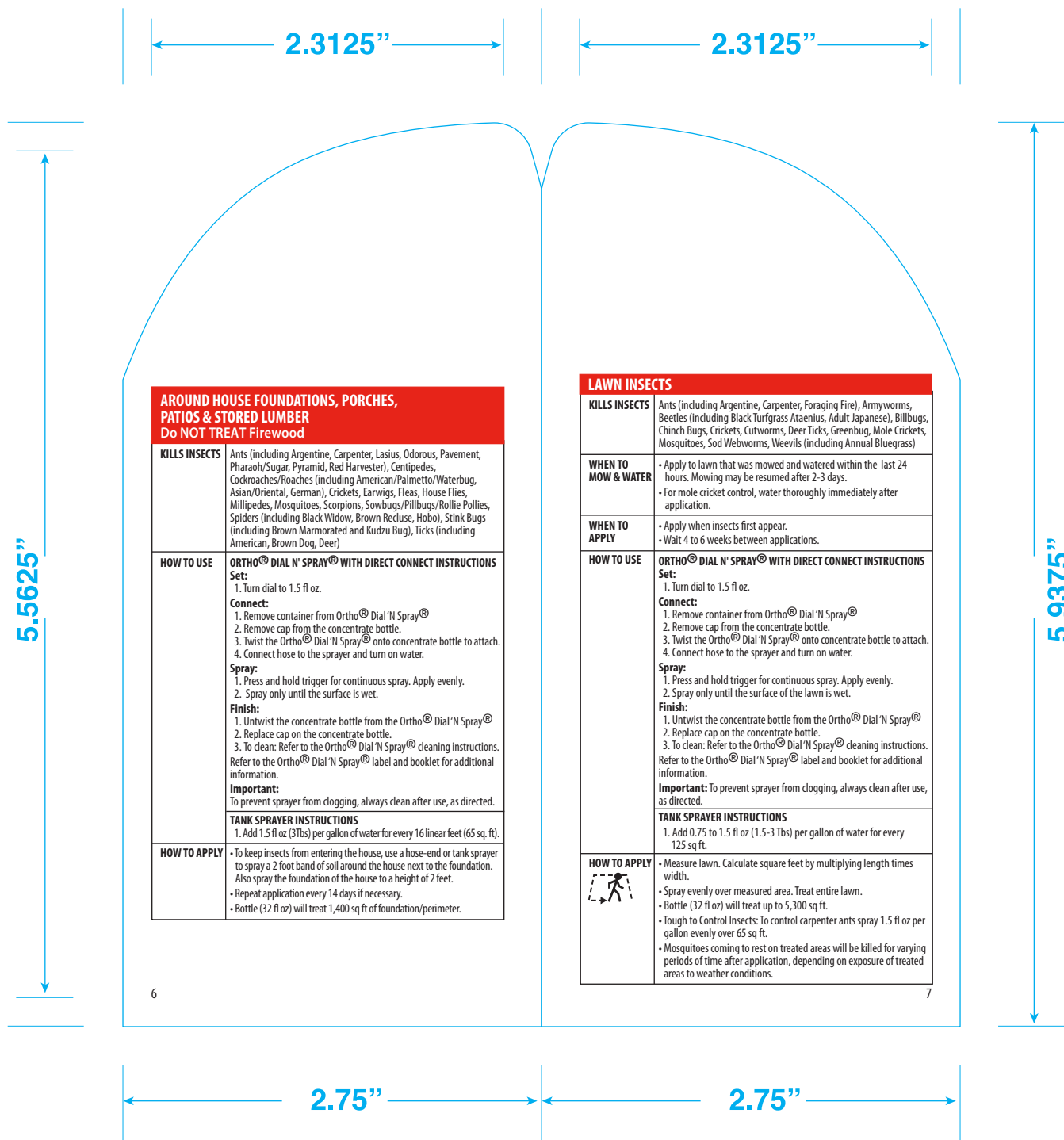


Our Stevenson Quality Assurance Team has thoroughly reviewed this file. Upon receipt, please check this file carefully. Our client and its suppliers are responsible for all content, color, legal and regulatory text and product information. Stevenson will, at our cost, replace our product if the work is found to be incorrect at this stage. Should an error be found subsequent to client/supplier approval, Stevenson shall be responsible only for the replacement of the artwork containing the error, and in addition, shall not be held liable for any consequential changes, charges or losses incurred as a result of any error.

ART			PRINTER		
Design Studio/Contact:	Separator/Contact:	Printer & Location:	Print Method: Offset	Color Stations: 5	
Design, File Name:	Stevenson Color	CCL Label - Memphis	Additional Information:		
PRODUCTION/PACKAGE			VERSION		
Job Description: 32 oz Ortho Home Defense Insect Killer for Lawn and Landscape Concentrate			3		
Stock #: XXXXXXXX	Package Type: Booklet	File Name: ICC_1651G02_XXXXXXXX	Colors:  Cyan  Black		
Component #: LB8501	Substrate:	Date Modified: 03.21.16 10:56 AM	 Magenta  485		
Scotts Project Number: 334196	CAD #: CCL7427	Operator: Kelly Meadows	 Yellow		
Scotts Project Lead:	Translation Approval Code:	Final Artwork Size: 2.75" x 5.9375"	REGULATORY SIZES		
Workflow:			Label Portion Of Primary Front Panel In Square Inches (W X H) 16 Sq. Inches		
			"Keep Out of Reach of Children" 12 Point		
			"SIGNAL WORD (MUST BE IN ALL CAPS)" 18 Point		
			"Storage And Disposal" Heading 12 Point		
			Minimum Font Size (All Panels) 6 Point		

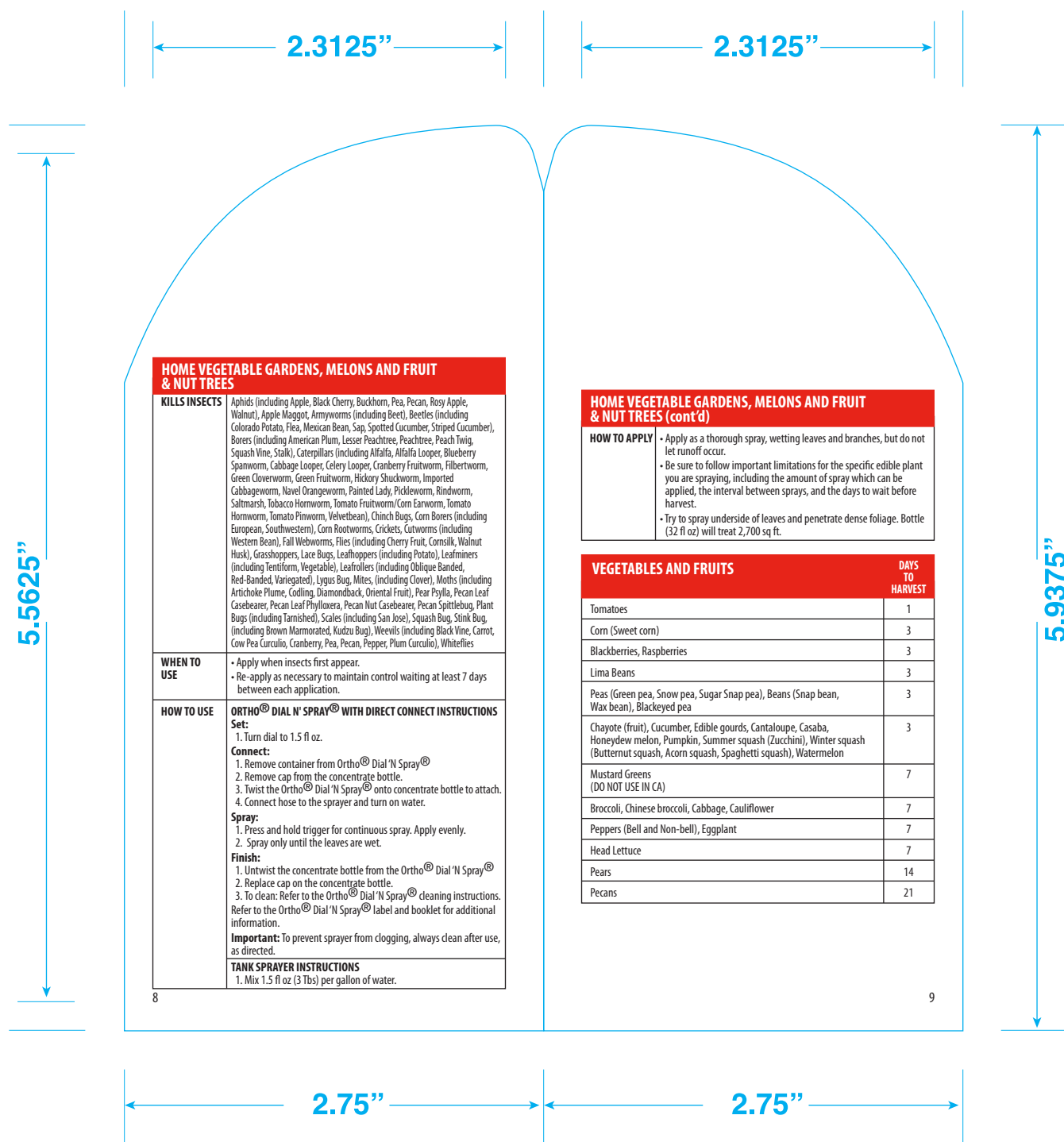
THIS PAGE PRINTS AT 100% OF THE ORIGINAL LABEL TO FIT ON 11" x 17" PAGE

BOOK IN



				Our Stevenson Quality Assurance Team has thoroughly reviewed this file. Upon receipt, please check this file carefully. Our client and its suppliers are responsible for all content, color, legal and regulatory text and product information. Stevenson will, at our cost, replace our product if the work is found to be incorrect at this stage. Should an error be found subsequent to client/supplier approval, Stevenson shall be responsible only for the replacement of the artwork containing the error, and in addition, shall not be held liable for any consequential changes, charges or losses incurred as a result of any error.	
ART			PRINTER		
Design Studio/Contact:		Separator/Contact: Stevenson Color		Printer & Location: CCL Label - Memphis	Print Method: Offset Color Stations: 5
Design, File Name:				Additional Information:	
PRODUCTION/PACKAGE			VERSION		
Job Description: 32 oz Ortho Home Defense Insect Killer for Lawn and Landscape Concentrate			3		
Stock #: XXXXXXXX	Package Type: Booklet	File Name: ICC_1651G02_XXXXXXXX			
Component #: LB8501	Substrate:	Date Modified: 03.21.16 10:56 AM			
Scotts Project Number: 334196	CAD #: CCL7427	Operator: Kelly Meadows			
Scotts Project Lead:	Translation Approval Code:	Final Artwork Size: 2.75" x 5.9375"			
Workflow:					
THIS PAGE PRINTS AT 100% OF THE ORIGINAL LABEL TO FIT ON 11" x 17" PAGE					

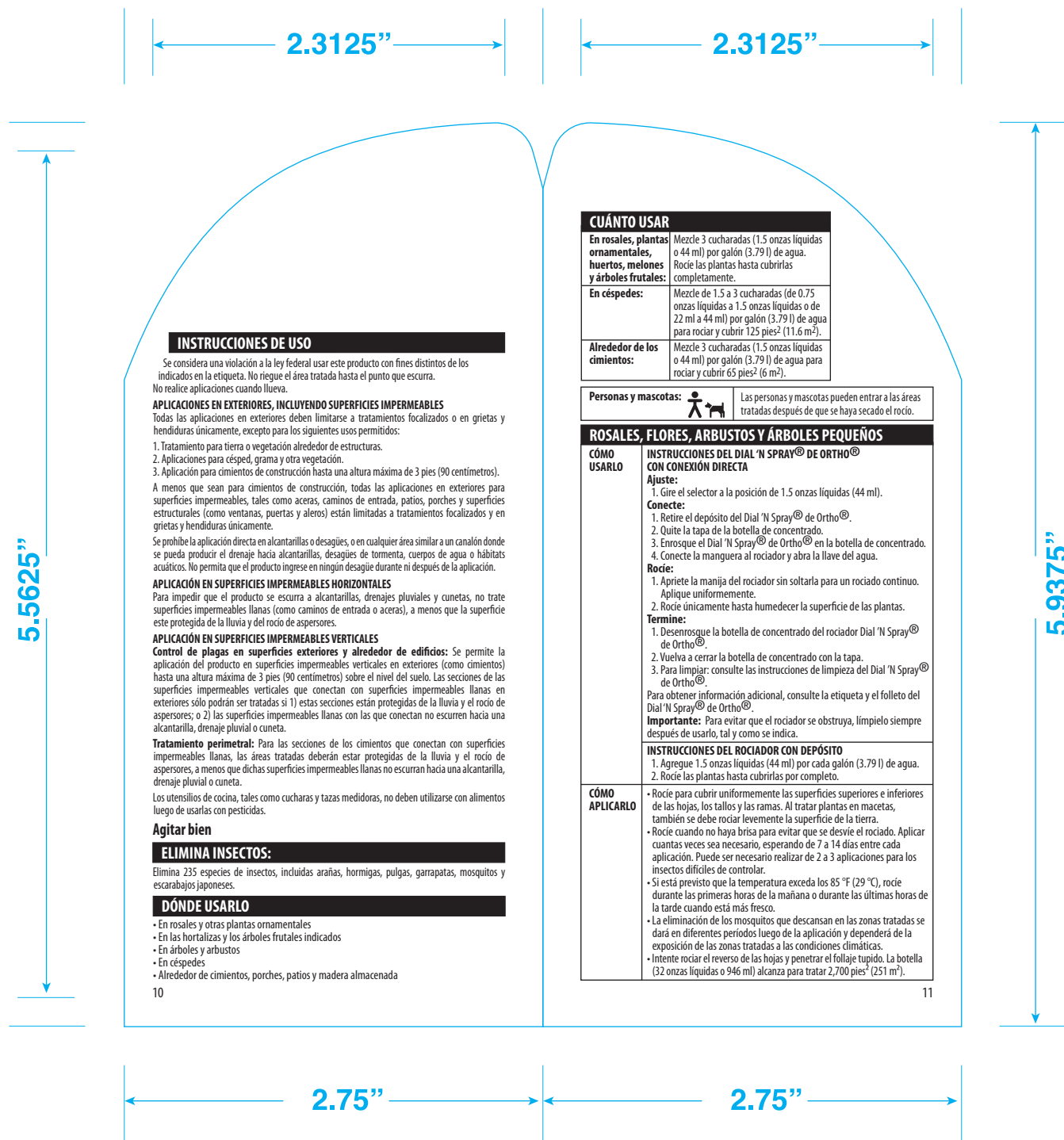
BOOK IN



				Our Stevenson Quality Assurance Team has thoroughly reviewed this file. Upon receipt, please check this file carefully. Our client and its suppliers are responsible for all content, color, legal and regulatory text and product information. Stevenson will, at our cost, replace our product if the work is found to be incorrect at this stage. Should an error be found subsequent to client/supplier approval, Stevenson shall be responsible only for the replacement of the artwork containing the error, and in addition, shall not be held liable for any consequential changes, charges or losses incurred as a result of any error.	
ART			PRINTER		
Design Studio/Contact:		Separator/Contact: Stevenson Color		Printer & Location: CCL Label - Memphis	Print Method: Offset
Design, File Name:				Color Stations: 5	
PRODUCTION/PACKAGE			VERSION		
Job Description: 32 oz Ortho Home Defense Insect Killer for Lawn and Landscape Concentrate			3		
Stock #: XXXXXXXX	Package Type: Booklet	File Name: ICC_1651G02_XXXXXXXX			
Component #: LB8501	Substrate:	Date Modified: 03.21.16 10:56 AM			
Scotts Project Number: 334196	CAD #: CCL7427	Operator: Kelly Meadows			
Scotts Project Lead:	Translation Approval Code:	Final Artwork Size: 2.75" x 5.9375"			
Workflow:					
THIS PAGE PRINTS AT 100% OF THE ORIGINAL LABEL TO FIT ON 11" x 17" PAGE					

Colors:		Cyan	Black
		Magenta	485
		Yellow	
REGULATORY SIZES			
Label Portion Of Primary Front Panel In Square Inches (W X H)	16	Sq. Inches	
"Keep Out of Reach of Children"	12	Point	
"SIGNAL WORD (MUST BE IN ALL CAPS)"	18	Point	
"Storage And Disposal" Heading	12	Point	
Minimum Font Size (All Panels)	6	Point	

BOOK IN



Scotts Miracle-Gro

stevenson

Our Stevenson Quality Assurance Team has thoroughly reviewed this file. Upon receipt, please check this file carefully. Our client and its suppliers are responsible for all content, color, legal and regulatory text and product information. Stevenson will, at our cost, replace our product if the work is found to be incorrect at this stage. Should an error be found subsequent to client/supplier approval, Stevenson shall be responsible only for the replacement of the artwork containing the error, and in addition, shall not be held liable for any consequential changes, charges or losses incurred as a result of any error.

ART

Design Studio/Contact:

Separator/Contact:
Stevenson Color

PRINTER

Printer & Location:

Print Method: Offset

Color Stations: 5

Design, File Name:

CCL Label - Memphis

Additional Information:

Colors:



PRODUCTION/PACKAGE

VERSION

Job Description:

32 oz Ortho Home Defense Insect Killer for Lawn and Landscape Concentrate

3

Stock #:

XXXXXXXX

Package Type:

Booklet

File Name:

ICC_1651G02_XXXXXXXX

Component #:

LB8501

Substrate:

Date Modified:

03.21.16 10:56 AM

Scotts Project Number:

334196

CAD #:

CCL7427

Operator:

Kelly Meadows

Scotts Project Lead:

Translation Approval Code:

Final Artwork Size:

2.75" x 5.9375"

REGULATORY SIZES

Label Portion Of Primary Front Panel In Square Inches (W X H) 16 Sq. Inches

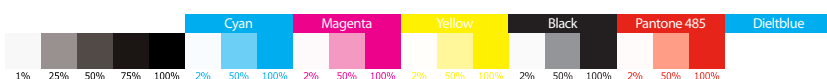
"Keep Out of Reach of Children" 12 Point

"SIGNAL WORD (MUST BE IN ALL CAPS)" 18 Point

"Storage And Disposal" Heading 12 Point

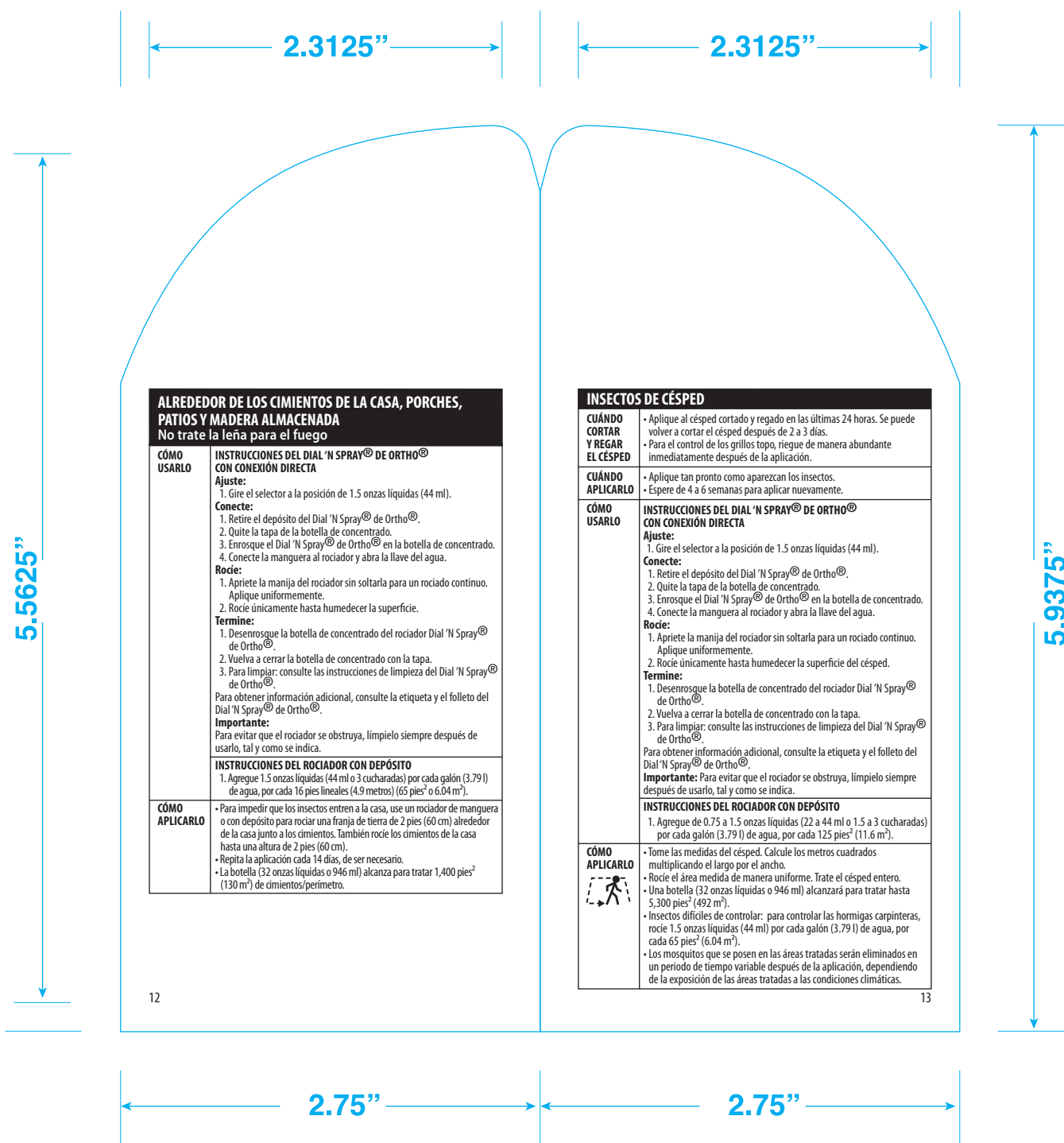
Minimum Font Size (All Panels) 6 Point

Workflow:



THIS PAGE PRINTS AT 100% OF THE ORIGINAL LABEL TO FIT ON 11" x 17" PAGE

BOOK IN



ALREDEDOR DE LOS CIMIENTOS DE LA CASA, PORCHES, PATIOS Y MADERA ALMACENADA
No trate la leña para el fuego

CÓMO USARLO
INSTRUCCIONES DEL DIAL 'N SPRAY® DE ORTHO® CON CONEXIÓN DIRECTA
Ajuste:
1. Gire el selector a la posición de 1.5 onzas líquidas (44 ml).
Conecte:
1. Retire el depósito del Dial 'N Spray® de Ortho®.
2. Quite la tapa de la botella de concentrado.
3. Enrosque el Dial 'N Spray® de Ortho® en la botella de concentrado.
4. Conecte la manguera al rociador y abra la llave del agua.
Rocíe:
1. Apriete la manija del rociador sin soltarla para un rociado continuo. Aplique uniformemente.
2. Rocíe únicamente hasta humedecer la superficie.
Termine:
1. Desenrosque la botella de concentrado del rociador Dial 'N Spray® de Ortho®.
2. Vuelva a cerrar la botella de concentrado con la tapa.
3. Para limpiar: consulte las instrucciones de limpieza del Dial 'N Spray® de Ortho®.
Para obtener información adicional, consulte la etiqueta y el folleto del Dial 'N Spray® de Ortho®.
Importante:
Para evitar que el rociador se obstruya, límpielo siempre después de usarlo, tal y como se indica.

INSTRUCCIONES DEL ROCIADOR CON DEPÓSITO
1. Agregue 1.5 onzas líquidas (44 ml o 3 cucharadas) por cada galón (3.79 l) de agua, por cada 16 pies lineales (4.9 metros) (65 pies² o 6.04 m²).

CÓMO APLICARLO
• Para impedir que los insectos entren a la casa, use un rociador de manguera o con depósito para rociar una franja de tierra de 2 pies (60 cm) alrededor de la casa junto a los cimientos. También rocíe los cimientos de la casa hasta una altura de 2 pies (60 cm).
• Repita la aplicación cada 14 días, de ser necesario.
• La botella (32 onzas líquidas o 946 ml) alcanza para tratar 1,400 pies² (130 m²) de cimientos/perímetro.

INSECTOS DE CÉSPED

CUÁNDO CORTAR Y REGAR EL CÉSPED
• Aplique al césped cortado y regado en las últimas 24 horas. Se puede volver a cortar el césped después de 2 a 3 días.
• Para el control de los grillos topo, riegue de manera abundante inmediatamente después de la aplicación.

CUÁNDO APLICARLO
• Aplique tan pronto como aparezcan los insectos.
• Espere de 4 a 6 semanas para aplicar nuevamente.

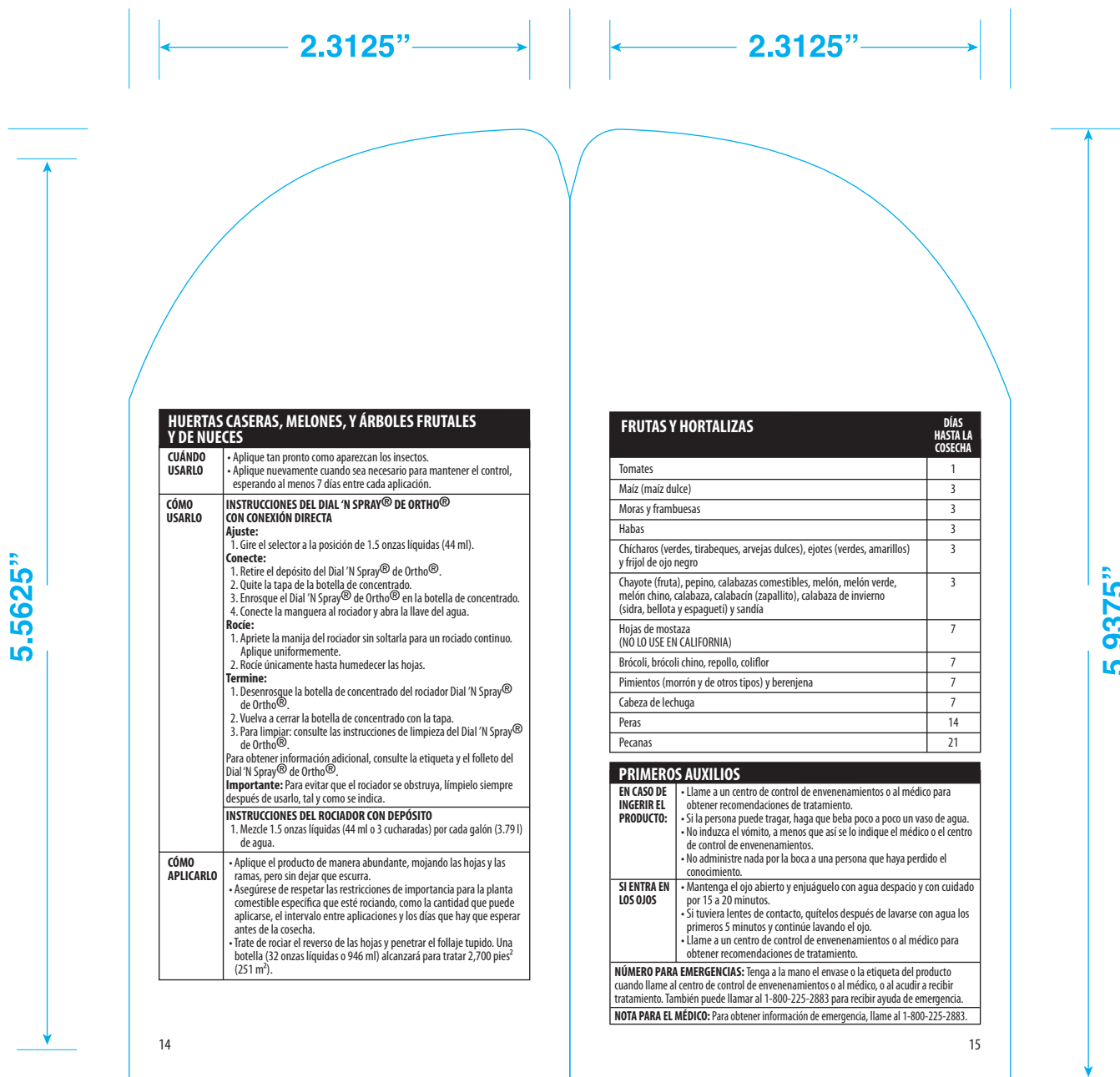
CÓMO USARLO
INSTRUCCIONES DEL DIAL 'N SPRAY® DE ORTHO® CON CONEXIÓN DIRECTA
Ajuste:
1. Gire el selector a la posición de 1.5 onzas líquidas (44 ml).
Conecte:
1. Retire el depósito del Dial 'N Spray® de Ortho®.
2. Quite la tapa de la botella de concentrado.
3. Enrosque el Dial 'N Spray® de Ortho® en la botella de concentrado.
4. Conecte la manguera al rociador y abra la llave del agua.
Rocíe:
1. Apriete la manija del rociador sin soltarla para un rociado continuo. Aplique uniformemente.
2. Rocíe únicamente hasta humedecer la superficie del césped.
Termine:
1. Desenrosque la botella de concentrado del rociador Dial 'N Spray® de Ortho®.
2. Vuelva a cerrar la botella de concentrado con la tapa.
3. Para limpiar: consulte las instrucciones de limpieza del Dial 'N Spray® de Ortho®.
Para obtener información adicional, consulte la etiqueta y el folleto del Dial 'N Spray® de Ortho®.
Importante:
Para evitar que el rociador se obstruya, límpielo siempre después de usarlo, tal y como se indica.

INSTRUCCIONES DEL ROCIADOR CON DEPÓSITO
1. Agregue de 0.75 a 1.5 onzas líquidas (22 a 44 ml o 1.5 a 3 cucharadas) por cada galón (3.79 l) de agua, por cada 125 pies² (11.6 m²).

CÓMO APLICARLO
• Tome las medidas del césped. Calcule los metros cuadrados multiplicando el largo por el ancho.
• Rocíe el área medida de manera uniforme. Trate el césped entero.
• Una botella (32 onzas líquidas o 946 ml) alcanzará para tratar hasta 5,300 pies² (492 m²).
• Insectos difíciles de controlar: para controlar las hormigas carpinteras, rocíe 1.5 onzas líquidas (44 ml) por cada galón (3.79 l) de agua, por cada 65 pies² (6.04 m²).
• Los mosquitos que se poseen en las áreas tratadas serán eliminados en un periodo de tiempo variable después de la aplicación, dependiendo de la exposición de las áreas tratadas a las condiciones climáticas.

				Our Stevenson Quality Assurance Team has thoroughly reviewed this file. Upon receipt, please check this file carefully. Our client and its suppliers are responsible for all content, color, legal and regulatory text and product information. Stevenson will, at our cost, replace our product if the work is found to be incorrect at this stage. Should an error be found subsequent to client/supplier approval, Stevenson shall be responsible only for the replacement of the artwork containing the error, and in addition, shall not be held liable for any consequential changes, charges or losses incurred as a result of any error.	
ART			PRINTER		
Design Studio/Contact:		Separator/Contact: Stevenson Color		Printer & Location: CCL Label - Memphis	Print Method: Offset Color Stations: 5
Design, File Name:		Additional Information:			
PRODUCTION/PACKAGE			VERSION		
Job Description: 32 oz Ortho Home Defense Insect Killer for Lawn and Landscape Concentrate			3		
Stock #: XXXXXXXX	Package Type: Booklet	File Name: ICC_1651G02_XXXXXXXX			
Component #: LB8501	Substrate:	Date Modified: 03.21.16 10:56 AM			
Scotts Project Number: 334196	CAD #: CCL7427	Operator: Kelly Meadows			
Scotts Project Lead:	Translation Approval Code:	Final Artwork Size: 2.75" x 5.9375"			
Workflow:					
THIS PAGE PRINTS AT 100% OF THE ORIGINAL LABEL TO FIT ON 11" x 17" PAGE					

BOOK IN



HUERTAS CASERAS, MELONES, Y ÁRBOLES FRUTALES Y DE NUECES	
CUÁNDO USARLO	<ul style="list-style-type: none"> • Aplique tan pronto como aparezcan los insectos. • Aplique nuevamente cuando sea necesario para mantener el control, esperando al menos 7 días entre cada aplicación.
CÓMO USARLO	<p>INSTRUCCIONES DEL DIAL 'N SPRAY® DE ORTHO® CON CONEXIÓN DIRECTA</p> <p>Ajuste:</p> <ol style="list-style-type: none"> 1. Gire el selector a la posición de 1.5 onzas líquidas (44 ml). <p>Conecte:</p> <ol style="list-style-type: none"> 1. Retire el depósito del Dial 'N Spray® de Ortho®. 2. Quite la tapa de la botella de concentrado. 3. Enrosque el Dial 'N Spray® de Ortho® en la botella de concentrado. 4. Conecte la manguera al rociador y abra la llave del agua. <p>Rocie:</p> <ol style="list-style-type: none"> 1. Apriete la manija del rociador sin soltarla para un rociado continuo. Aplique uniformemente. 2. Rocíe únicamente hasta humedecer las hojas. <p>Termine:</p> <ol style="list-style-type: none"> 1. Desenrosque la botella de concentrado del rociador Dial 'N Spray® de Ortho®. 2. Vuelva a cerrar la botella de concentrado con la tapa. 3. Para limpiar: consulte las instrucciones de limpieza del Dial 'N Spray® de Ortho®. <p>Para obtener información adicional, consulte la etiqueta y el folleto del Dial 'N Spray® de Ortho®.</p> <p>Importante: Para evitar que el rociador se obstruya, límpielo siempre después de usarlo, tal y como se indica.</p> <p>INSTRUCCIONES DEL ROCIADOR CON DEPÓSITO</p> <ol style="list-style-type: none"> 1. Mezcle 1.5 onzas líquidas (44 ml o 3 cucharadas) por cada galón (3.79 l) de agua.
CÓMO APLICARLO	<ul style="list-style-type: none"> • Aplique el producto de manera abundante, mojando las hojas y las ramas, pero sin dejar que oscurezca. • Asegúrese de respetar las restricciones de importancia para la planta comestible específica que esté rociando, como la cantidad que puede aplicarse, el intervalo entre aplicaciones y los días que hay que esperar antes de la cosecha. • Trate de rociar el reverso de las hojas y penetrar el follaje tupido. Una botella (32 onzas líquidas o 946 ml) alcanzará para tratar 2,700 pies² (251 m²).

FRUTAS Y HORTALIZAS	DÍAS HASTA LA COSECHA
Tomates	1
Maíz (maíz dulce)	3
Moras y frambuesas	3
Habas	3
Chicharos (verdes, tirabeques, arvejas dulces), ejotes (verdes, amarillos) y frijol de ojo negro	3
Chayote (fruta), pepino, calabazas comestibles, melón, melón verde, melón chino, calabaza, calabacín (zapallito), calabaza de invierno (sidra, bellota y espagueti) y sandía	3
Hojas de mostaza (NO LO USE EN CALIFORNIA)	7
Brócoli, brócoli chino, repollo, coliflor	7
Pimientos (morrón y de otros tipos) y berenjena	7
Cabeza de lechuga	7
Peras	14
Pecanas	21

PRIMEROS AUXILIOS	
EN CASO DE INGERIR EL PRODUCTO:	<ul style="list-style-type: none"> • Llame a un centro de control de envenenamientos o al médico para obtener recomendaciones de tratamiento. • Si la persona puede tragar, haga que beba poco a poco un vaso de agua. • No induzca el vómito, a menos que así se lo indique el médico o el centro de control de envenenamientos. • No administre nada por la boca a una persona que haya perdido el conocimiento.
SI ENTRA EN LOS OJOS	<ul style="list-style-type: none"> • Mantenga el ojo abierto y enjuáguelo con agua despacio y con cuidado por 15 a 20 minutos. • Si tuviera lentes de contacto, quítelos después de lavarse con agua los primeros 5 minutos y continúe lavando el ojo. • Llame a un centro de control de envenenamientos o al médico para obtener recomendaciones de tratamiento.
NÚMERO PARA EMERGENCIAS: Tenga a la mano el envase o la etiqueta del producto cuando llame al centro de control de envenenamientos o al médico, o al acudir a recibir tratamiento. También puede llamar al 1-800-225-2883 para recibir ayuda de emergencia.	
NOTA PARA EL MÉDICO: Para obtener información de emergencia, llame al 1-800-225-2883.	

Scotts Miracle-Gro

stevenson

Our Stevenson Quality Assurance Team has thoroughly reviewed this file. Upon receipt, please check this file carefully. Our client and its suppliers are responsible for all content, color, legal and regulatory text and product information. Stevenson will, at our cost, replace our product if the work is found to be incorrect at this stage. Should an error be found subsequent to client/supplier approval, Stevenson shall be responsible only for the replacement of the artwork containing the error, and in addition, shall not be held liable for any consequential changes, charges or losses incurred as a result of any error.

ART

Design Studio/Contact:
Design, File Name:

Separator/Contact:
Stevenson Color

PRINTER

Printer & Location:
CCL Label - Memphis

Print Method: **Offset**

Color Stations: **5**

Additional Information:

Colors: ■ Cyan ■ Black ■ Magenta ■ 485 ■ Yellow

PRODUCTION/PACKAGE

Job Description:
32 oz Ortho Home Defense Insect Killer for Lawn and Landscape Concentrate

Stock #: XXXXXXXX

Component #: LB8501

Scotts Project Number: 334196

Scotts Project Lead:

Package Type: Booklet

Substrate:

CAD #: CCL7427

Translation Approval Code:

File Name: ICC_1651G02_XXXXXXX

Date Modified: 03.21.16 10:56 AM

Operator: Kelly Meadows

Final Artwork Size: 2.75" x 5.9375"

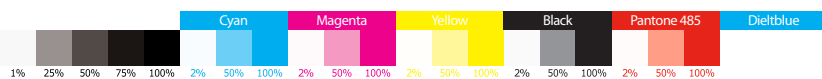
VERSION

3

REGULATORY SIZES

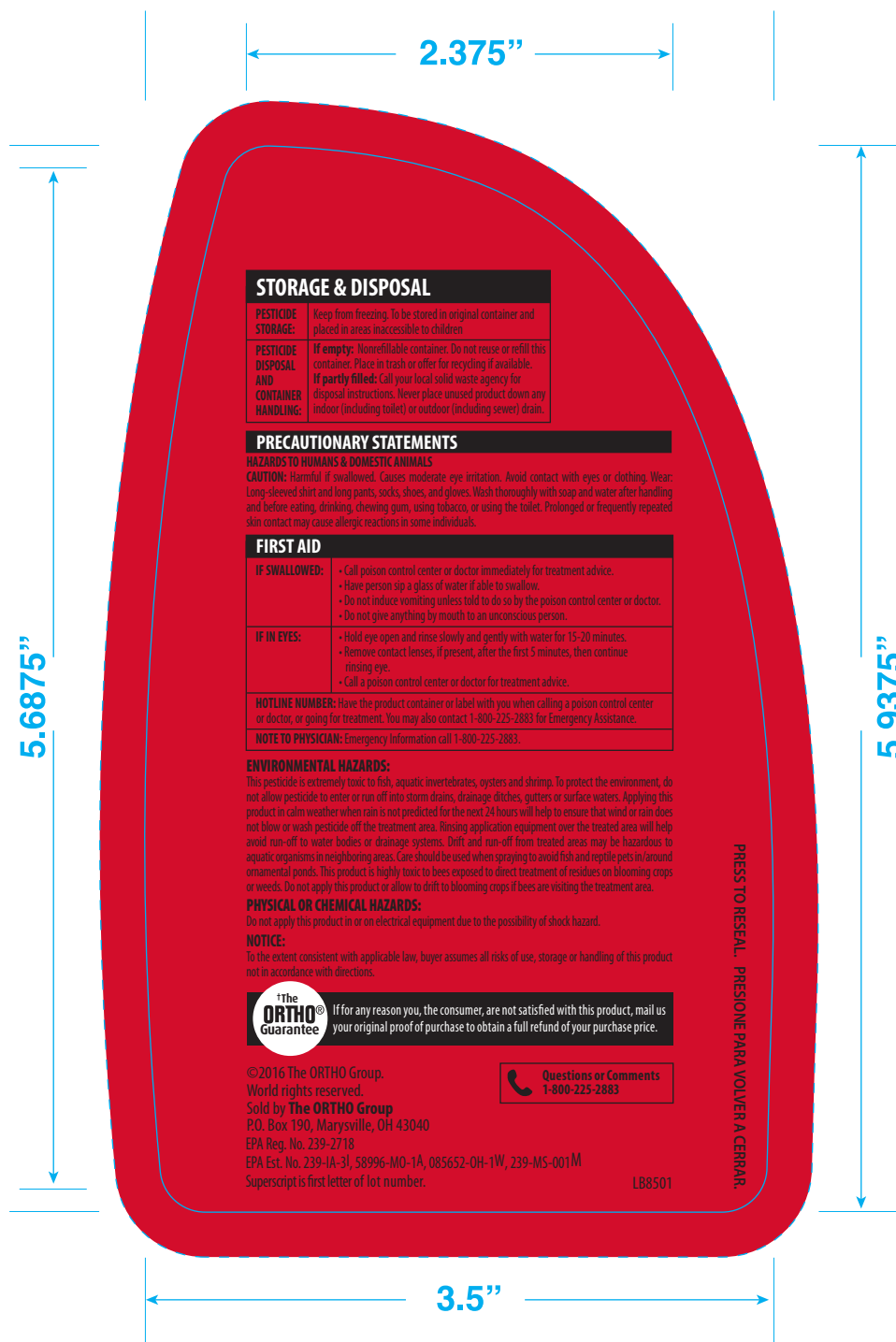
Label Portion Of Primary Front Panel In Square Inches (W X H)	16 Sq. Inches
"Keep Out of Reach of Children"	12 Point
"SIGNAL WORD (MUST BE IN ALL CAPS)"	18 Point
"Storage And Disposal" Heading	12 Point
Minimum Font Size (All Panels)	6 Point

Workflow:



THIS PAGE PRINTS AT 100% OF THE ORIGINAL LABEL TO FIT ON 11" x 17" PAGE

BASE LABEL



				Our Stevenson Quality Assurance Team has thoroughly reviewed this file. Upon receipt, please check this file carefully. Our client and its suppliers are responsible for all content, color, legal and regulatory text and product information. Stevenson will, at our cost, replace our product if the work is found to be incorrect at this stage. Should an error be found subsequent to client/supplier approval, Stevenson shall be responsible only for the replacement of the artwork containing the error, and in addition, shall not be held liable for any consequential changes, charges or losses incurred as a result of any error.	
ART		PRINTER			
Design Studio/Contact:		Separator/Contact: Stevenson Color		Printer & Location:	
Design, File Name:				Print Method: Flexo	
				Color Stations: 2	
				CCL Label - Memphis	
				Additional Information:	
				Colors:	
				<div style="display: flex; align-items: center;"> <div style="width: 15px; height: 15px; background-color: black; margin-right: 5px;"></div> Black </div>	
				<div style="display: flex; align-items: center;"> <div style="width: 15px; height: 15px; background-color: #c00000; margin-right: 5px;"></div> 186 </div>	
PRODUCTION/PACKAGE		VERSION		REGULATORY SIZES	
Job Description: 32 oz Ortho Home Defense Insect Killer for Lawn and Landscape Concentrate		1		Label Portion Of Primary Front Panel In Square Inches (W X H)	
Stock #: XXXXXXXX	Package Type: Base Label	File Name: ICC_1651G03_XXXXXXXX		"Keep Out of Reach of Children"	
Component #: LB8501	Substrate:	Date Modified: 03.08.16 4:23 PM		"SIGNAL WORD (MUST BE IN ALL CAPS)"	
Scotts Project Number: 334196	CAD #: CCL7427	Operator: Kelly Meadows		"Storage And Disposal" Heading	
Scotts Project Lead:	Translation Approval Code:	Final Artwork Size: 3.5" x 5.9375"		Minimum Font Size (All Panels)	
Workflow:					

THIS PAGE PRINTS AT 100% OF THE ORIGINAL LABEL TO FIT ON 11" x 17" PAGE