



Simply Effective™

PANTRY MOTH TRAP

Lasts Up to 3 Months

Safe, Non-Toxic, and Pesticide Free

Captures Meal, Flour, Grain, and Seed Moths

Keeps Grain Moths Out of Food, Pet Food, and Birdseed

Contains 2 Glue Traps & 2 Pheromone Lures

Maggie's Farm Pantry Moth Traps are the ideal way to trap and eliminate the types of moths that infest flour, grains, cereals, seeds, pet food, bird seed and other grain products.


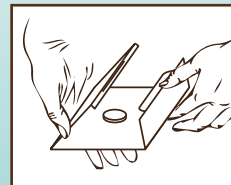
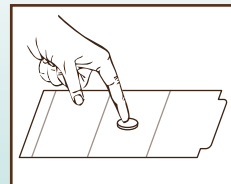
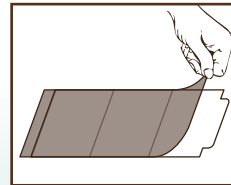
General Use:

Place Maggie's Farm Pantry Moth Traps in areas where you've seen moths. Typical areas might be the pantry, kitchen, basement, or garage. Each Maggie's Farm Pantry Moth Trap includes a powerful pheromone lure designed to attract the most common moths. Each lure comes in an airtight packet to keep it fresh prior to use. Normally, you should only use one trap at a time in each room or area. In addition to using traps, you should look for any infested goods and throw them out to try to get rid of the source of the problem.

Assembly Instructions:

1. Peel back the paper cover to expose the glue layer underneath. (Figure 1)
2. Tear open one pouch containing a pheromone lure. Put the pheromone lure in the center of the glue area. (Figure 2)
3. Fold the trap along the fold lines to make a triangle shape. (Figures 3 & 4)

Once assembled, put the trap on a flat surface in areas where you've seen moths. Replace the trap every three months, or sooner if it becomes dusty or full of moths.



EPA Est. No.: 73079-MO-1

Maggie's Farm Ltd

Kansas City, MO 64116

www.maggiesfarmproducts.com

