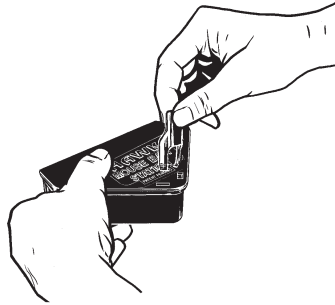


Protecta® RTU™ Baiting Instructions:

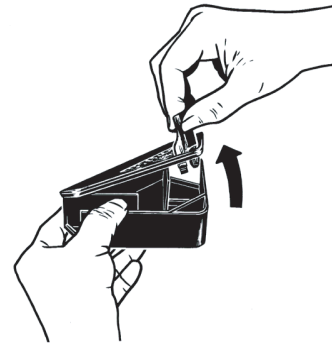
1. Fully insert 2-pronged key into holes on top.




2. Bend key away from station.




3. Lid will open.



4. Place one Contract Blox® or Di-Blox® in triangular area next to hinge.



5. Close lid until it snaps securely.



**Use same procedure for reloading.*