

This information is for promotional purposes only. Space considerations may require information to be omitted. Always refer to the actual package for complete label verbiage. This product may not yet be available or approved for sale or use in your area.

# TRIN-PAC SELECT™

PLANT GROWTH REGULATOR

FOR TURF GROWTH MANAGEMENT

A microemulsion concentrate used to manage growth and improve quality and stress tolerance of turf edging and warm and cool-season turfgrasses.

ACTIVE INGREDIENT:	% by Weight
Trinexapac-ethyl: .....	11.30%
OTHER INGREDIENTS: .....	88.70%
TOTAL: .....	100.00%

PLANT GROWTH REGULATOR

**KEEP OUT OF REACH OF CHILDREN  
CAUTION**


See inside booklet for additional PRECAUTIONARY STATEMENTS,  
DIRECTIONS FOR USE, and STORAGE AND DISPOSAL

Contains trinexapac-ethyl,  
the active ingredient in  
Primo Maxx™

Trin-Pac Select is not  
manufactured or distributed by  
Syngenta Crop Protection, Inc.



This product is manufactured by:  
Prime Source, LLC  
4609 E. Boonville-New Harmony Road  
Evansville, IN 47725




This information is for promotional purposes only. Space considerations may require information to be omitted. Always refer to the actual package for complete label verbiage. This product may not yet be available or approved for sale or use in your area.

# TRIN-PAC SELECT™

PLANT GROWTH REGULATOR

FIRST AID	
<b>IF ON SKIN OR CLOTHING:</b>	<ul style="list-style-type: none"><li>• Take off contaminated clothing.</li><li>• Rinse skin immediately with plenty of water for 15-20 minutes.</li><li>• Call a poison control center or doctor for treatment advice.</li></ul>
<b>IF IN EYES:</b>	<ul style="list-style-type: none"><li>• Hold eye open and rinse slowly and gently with water for 15-20 minutes.</li><li>• Remove contact lenses, if present, after the first 5 minutes, then continue rinsing eye.</li><li>• Call a poison control center or doctor for treatment advice.</li></ul>
<b>IF SWALLOWED:</b>	<ul style="list-style-type: none"><li>• Call a poison control center or doctor immediately for treatment advice.</li><li>• Do not give any liquid to the person.</li><li>• Do not induce vomiting unless told to do so by the poison control center or doctor.</li><li>• Do not give anything by mouth to an unconscious person.</li></ul>
<b>IF INHALED:</b>	<ul style="list-style-type: none"><li>• Move person to fresh air.</li><li>• If person is not breathing, call 911 or an ambulance, then give artificial respiration, preferably by mouth-to-mouth, if possible.</li><li>• Call a poison control center or doctor for treatment advice.</li></ul>
Have the product label with you when calling a poison control center or doctor, or going for treatment. For emergency information concerning this product, call the National Pesticides Information Center (NPIC) at <b>1-800-858-7378</b> seven days a week, 6:30 a.m. to 4:30 p.m. Pacific Time (NPIC Website: <a href="http://www.npic.orst.edu">www.npic.orst.edu</a> ). Outside of these times call your poison control center at <b>1-800-222-1222</b> .	
<b>NOTE TO PHYSICIAN:</b> If a large amount has been ingested, lavage stomach. An aqueous suspension of activated charcoal can be given to absorb remaining toxicant. Treat symptomatically.	



This information is for promotional purposes only. Space considerations may require information to be omitted. Always refer to the actual package for complete label verbiage. This product may not yet be available or approved for sale or use in your area.

# TRIN-PAC SELECT™

## PLANT GROWTH REGULATOR

### PRECAUTIONARY STATEMENTS

#### HAZARDS TO HUMANS AND DOMESTIC ANIMALS

Harmful if absorbed through skin. Causes moderate eye irritation. Avoid contact with eyes, skin, or clothing.

#### PERSONAL PROTECTIVE EQUIPMENT (PPE)

Some materials that are chemical-resistant to this product are listed below. If you want more options, follow the instructions for category C on an EPA chemical resistance category selection chart.

##### Applicators and Other Handlers Must Wear:

- Long-sleeved shirt and long pants
- Chemical resistant gloves (such as nitrile, butyl, neoprene, or barrier laminate)
- Shoes plus socks

Discard clothing and other absorbent materials that have been drenched or heavily contaminated with this product's concentrate. Do not reuse them. Follow manufacturer's instructions for cleaning/maintaining PPE. If no such instructions for washables exist, use detergent and hot water. Keep and wash PPE separately from other laundry.

#### ENGINEERING CONTROLS STATEMENT

When handlers use closed systems or enclosed cabs in a manner that meets the requirements listed in the Worker Protection Standard (WPS) for agricultural pesticides [40 CFR 170.240(d)(4-6)], the handler PPE requirements may be reduced or modified as specified in the WPS.

#### USER SAFETY REQUIREMENTS

##### Users should:

- Wash hands before eating, drinking, chewing gum, using tobacco, or using the toilet.
- Remove clothing immediately if pesticide gets inside. Then wash thoroughly and put on clean clothing.

#### ENVIRONMENTAL HAZARDS

Do not apply directly to water or to areas where surface water is present or to intertidal areas below the mean high water mark. Do not apply when weather conditions favor drift from treated areas. Do not contaminate water when disposing of equipment wash waters.

#### DIRECTIONS FOR USE

It is a violation of Federal law to use this product in a manner inconsistent with its labeling.


Do not apply this product in a way that will contact workers or other persons, either directly or through drift. Only protected handlers may be in the area during application. For any requirements specific to your State or Tribe, consult the agency responsible for pesticide regulation.

#### AGRICULTURAL USE REQUIREMENTS

Use this product only in accordance with its labeling and with the Worker Protection Standard, 40 CFR Part 170. This Standard contains requirements for the protection of agricultural workers on farms, forests, nurseries, and greenhouses, and handlers of agricultural pesticides. It contains requirements for training, decontamination, notification, and emergency assistance. It also contains specific instructions and exceptions pertaining to the statements on this label about personal protective equipment (PPE) and restricted-entry interval. The requirements in this box only apply to uses of this product that are covered by the Worker Protection Standard.

The restricted entry interval (REI) for this product is 0 days.

**Do not enter treated areas without footwear until sprays have dried.**



This information is for promotional purposes only. Space considerations may require information to be omitted. Always refer to the actual package for complete label verbiage. This product may not yet be available or approved for sale or use in your area.

# TRIN-PAC SELECT™

## PLANT GROWTH REGULATOR

### NON-AGRICULTURAL USE REQUIREMENTS

The requirements in this box apply to uses of this product that are NOT within the scope of the Worker Protection Standard for agricultural pesticides (40 CFR Part 170). The WPS applies when this product is used to produce agricultural plants on farms, forests, nurseries, or greenhouses.

**Do not enter treated areas without footwear until sprays have dried.**

Observe all precautions and limitations on this label and on the labels of each product used in tank mixture with this product.

### FAILURE TO FOLLOW THE DIRECTIONS FOR USE AND PRECAUTIONS ON THIS LABEL MAY RESULT IN UNEVEN GROWTH REDUCTION OR SEVERELY STUNTED TURF. INFORMATION

**Trin-Pac Select** is a plant growth regulator and is an odorless microemulsion concentrate (MEC). **Trin-Pac Select** mixes completely with water and may be tank mixed with many commonly used pesticides and liquid fertilizers.

**Trin-Pac Select** is effective only by absorption through the grass foliage and not by plant uptake of the product through the soil. Within one hour after application, **Trin-Pac Select** will not wash off the grass foliage. A number of factors affect the activity and performance of **Trin-Pac Select** when used for growth management of turfgrasses including but not limited to the following:

- Environmental conditions
- Turfgrass management and cultural practices that affect grass growth and vigor
- Level of plant fertility
- Availability of moisture
- Plant vigor
- State of grass growth

Watering-in is not necessary for activation of **Trin-Pac Select**.

When an adjuvant is to be used with this product, Prime Source LLC suggests the use of a Chemical Producers and Distributors Association certified adjuvant.

### TURFGRASS

**Trin-Pac Select** reduces the growth of warm and cool-season turfgrasses. When used according to directions for turf growth management, **Trin-Pac Select** reduces the frequency of mowing and the amount of grass clippings generated by mowing. **Trin-Pac Select** applications may also increase the color, quality, and density of turf.

**Trin-Pac Select** can be applied to the following sites that have well-maintained, quality turfgrass areas:


- Lawns (residential and commercial)
- Golf courses
- Sod farms
- Sports fields, cemeteries, and similar areas
- Difficult-to-mow areas

**Trin-Pac Select** minimizes the need for edging of turfgrass along sidewalks, curbs, parking lots, driveways, flower beds, fences and around posts, storage sheds, and trees.

### USE DIRECTIONS FOR APPLICATIONS TO TURFGRASS

#### MOWING

For greater suppression with **Trin-Pac Select**, maintain turfgrass at lower mowing heights. Note that the rates given in the application rate table are for turf at typical mowing heights; therefore, the application rates should be adjusted based on the grass height at application. The lower the height of cut of the particular turfgrass species, the less material is required to provide the desired turf growth regulator effect.



This information is for promotional purposes only. Space considerations may require information to be omitted. Always refer to the actual package for complete label verbiage. This product may not yet be available or approved for sale or use in your area.

# TRIN-PAC SELECT™

## PLANT GROWTH REGULATOR

Turfgrass injury can be minimized by using one of the following options:

1. Mow 4 hours after the application of **Trin-Pac Select**; OR
2. Mow 1 hour before application of **Trin-Pac Select**

### EQUIPMENT

**Trin-Pac Select** may be applied using one of the following types of spray equipment:

- Backpack sprayers
- Hand sprayers
- Boom sprayers
- Spraygun application devices

Use only spray equipment that has been thoroughly cleaned before use. Ensure that the sprayer will deliver an accurate and uniform spray by calibration of the equipment. After use, clean the spray with clean water and dispose of rinsate according to label directions.

### MIXING INSTRUCTIONS

1. Add **Trin-Pac Select** to a sufficient amount of water (ex., 0.5 to 4.0 gallons of water per 1,000 sq. ft.).
2. Mix only the volume of spray mixture required for the square footage to be treated.
3. Ensure adequate agitation during application.
4. When **Trin-Pac Select** is used as a tank mix with other products, agitation is required.
5. Apply **Trin-Pac Select** in a uniform manner to ensure thorough coverage of the crop.

For tank mixes, use only if the mixing partner is registered for this use. Do not mix **Trin-Pac Select** with any product which prohibits such mixing. Do not exceed any label application rate and follow the most restrictive label precautions and limitations. Refer to the tank mix partner label(s) for further information.


### Backpack and Hand Sprayers (0.5 to 4.0 gallon capacities)

**Trin-Pac Select Alone:** Fill the spray tank with total amount of water required. Add the appropriate amount of **Trin-Pac Select**. Close the spray tank and agitate to ensure a uniform solution. Make spray applications to turfgrass.

### Boom and Hand-Gun Sprayers

**Trin-Pac Select Plus Tank Mixtures:** Before mixing **Trin-Pac Select** with other components, determine the compatibility of the tank mix using the Tank Mix Compatibility Test below. Once the compatibility of the mixture is assured, add the products (such as carrier or other pesticide products) to the spray tank in the order noted below:

1. Add ½ of the required amount of water to the spray tank.
2. Keep the tank mix agitated to ensure formation of a uniform suspension.
3. Add any products that are packaged in water-soluble bags first. Keep the tank mix agitated to ensure that the water-soluble bags dissolve and the contents dispersed in the tank mix. Continue agitation and then add water-dispersible granules (WG), followed by wettable powders (WP). Before adding other products, ensure complete dispersal of the solid products.
4. Add emulsifiable concentrates (EC).
5. Add flowable liquids (FL) or suspension concentrates (SC).
6. Add **Trin-Pac Select**.
7. Add spray adjuvant and spray markers. Use surfactants approved for application to turf. Check surfactant label before use.
8. Add the remainder of the water.
9. Agitate tank mix combinations. Do not let mixtures sit in the spray tank without agitation. Only prepare the amount of spray mix required for use on one day and apply it all that day.



This information is for promotional purposes only. Space considerations may require information to be omitted. Always refer to the actual package for complete label verbiage. This product may not yet be available or approved for sale or use in your area.

# TRIN-PAC SELECT™

## PLANT GROWTH REGULATOR

### TANK MIX COMPATIBILITY TEST

Add relative proportionate amounts of **Trin-Pac Select**, other products to be used, and the water in a clear glass quart jar with a lid. Close the lid and invert the jar several times and observe the mixture for approximately 30 minutes. The mixture is not compatible if the following is observed: formation of balls, flakes, sludges, gels, oily films or layers; or precipitates.

### Application Near and Around Monuments and Hardscape Materials

Brass, bronze, concrete, marble, granite, or other types of stone are not stained by **Trin-Pac Select** when applied at normal dilution rates. To ensure **Trin-Pac Select** will not stain other materials, test **Trin-Pac Select** on a small-scale basis before using on a larger scale.

### Pre-Stress Conditioning of Turfgrass

To delay the onset of stress, improve turf survival under stress, and enhance the turf's recovery from stress, make multiple applications of **Trin-Pac Select**. Normal turf cultural practices such as fertilization, irrigation, drainage, mowing height, etc., should be maintained.

**Trin-Pac Select** can be applied to healthy, actively growing turf before the onset of stress and may continue to be applied through the growing season as long as the turf remains healthy. **DO NOT APPLY MORE THAN 7.0 FL. OZ. PER 1,000 SQ. FT. PER YEAR.**

Application of **Trin-Pac Select** may produce turfgrass root-mass which is often greater in treated turf than in similar untreated turf. This increase in turfgrass root-mass is a result of the reduction in turf top growth, thereby redirecting the energy to below-ground plant parts and increasing production of the root and rhizome system.

Enhanced fungicide performance has been demonstrated in research trials when monthly applications of **Trin-Pac Select** at the label rate or biweekly applications at 1/2 the label rate were shown to strengthen the turfgrass and to help it resist disease. Since mowing is less frequent and removal of leaf material is reduced, contact and systemic fungicide products remain more effective in or on the turf longer.

Multiple applications of **Trin-Pac Select** will result in smaller, more compact turfgrass and reduced leaf area. This causes a reduction in transpiration and water use and improves drought tolerance of the turfgrass. Loss of moisture from soil evaporation is reduced by the increased turf density allowing soil moisture to be available due to increased root depth and mass. **Trin-Pac Select** also may increase carbohydrate levels in turfgrass; increased carbohydrate levels have been shown to enhance heat and cold tolerance of turfgrass.

### Suppression of Anthracnose

**Trin-Pac Select** can be applied at rates of 0.1 to 0.2 fl. oz. per 1,000 sq. ft. every 7 to 14 days to suppress basal rot anthracnose. Use the lower rate when seedheads are present. For optimal disease control, tank mix with other fungicides registered for the control of anthracnose.


### Poa Annuua Conversion/Renovation

When overseeding or renovating existing turf infested with strands of *Poa annua*, **Trin-Pac Select** use allows better germination and seedling growth of the more desirable turf, results in fewer clippings, and thus reduces maintenance traffic on new seedlings. **Trin-Pac Select** is foliarly-absorbed; therefore, it does not affect seed germination. **Trin-Pac Select** should be applied 1 to 5 days before seeding and before verticutting, scalping, spiking, or other similar operations.

Temporary initial discoloration of turfgrass infested with *Poa annua* is possible with aggressive application rates of **Trin-Pac Select**. In the subsequent spring season, apply **Trin-Pac Select** at the higher rate for the turf type and setting listed in the Application Rate Table. As described above, the success of this treatment will also depend on other factors such as growing conditions, fertilization, rainfall, and other agronomic and environmental conditions.

### Bermudagrass Overseeding

In addition to normal turfgrass cultural practices, **Trin-Pac Select** applications to Bermudagrass enhance the establishment of coolseason turfgrasses, help ensure new seedling vigor and growth and will result in fewer clippings and less maintenance traffic on new seedlings. Since **Trin-Pac Select** is foliarly absorbed, germination and seedling growth is unaffected by **Trin-Pac Select**.



This information is for promotional purposes only. Space considerations may require information to be omitted. Always refer to the actual package for complete label verbiage. This product may not yet be available or approved for sale or use in your area.

# TRIN-PAC SELECT™

## PLANT GROWTH REGULATOR

Apply **Trin-Pac Select 1** to 5 days before seeding and before verticutting, scalping, spiking, or other similar operations to the bermudagrass.

Aggressive application rates of **Trin-Pac Select** may cause temporary initial discoloration of turfgrass. To avoid discoloration, use the normal seeding rates for your area and turf setting (lawn, fairway, etc.). The success of overseeding will depend on a number of factors including growing conditions, fertilization, rainfall, and other agronomic and environmental conditions. See the Application Rate Table for maintenance application rates.

### Applications with Turf-Marking Paint

The duration of marking paint on turf can be extended when **Trin-Pac Select** is applied before or with the marking agents. When used with latex-based marking agents, mix **Trin-Pac Select** with water before adding the marking agent. For further directions, read the product label for the marking agent and the **Trin-Pac Select** + tank mixtures section of this label.

Use Rate: 1 ounce of **Trin-Pac Select** in 1 gallon of marking paint treats approximately 1,000 sq. ft. of line surface area.

### Plant Tolerance

The grasses listed on this label have been shown to be tolerant of **Trin-Pac Select**. It is impossible to test every species and cultivars of grasses for tolerance to **Trin-Pac Select**. Before commercial use, the professional user should determine if **Trin-Pac Select** can be used safely on grasses not listed in the Application Rate Table by conducting small-scale tests. The lower rate for turf setting (lawn, fairway, etc.) should be tested and evaluated for phytotoxicity and growth inhibition prior to use on a large scale.

### Precautions

- Continue normal cultural practices (such as irrigation; fertilization; and weed, disease and insect control) when necessary in areas treated with **Trin-Pac Select** to ensure quality turf.
- Because some herbicides can injure turf, test tank mixes with **Trin-Pac Select** on a small scale before widespread use. See the directions for testing in the Tank Mix Compatibility Test section above.
- **Trin-Pac Select** may cause temporary yellowing of turfgrass which usually disappears about one week after application. If readily available nitrogen (0.2-0.5 lb. of actual nitrogen per 1,000 sq. ft.) is applied to turfgrass, the yellowing is minimized and the green color is enhanced. Alternatively, specified rates of iron per 1,000 sq. ft. can also be used.
- Regulation of full growth by **Trin-Pac Select** usually begins at 3-5 days after application.
- If using **Trin-Pac Select** in a tank mixture, observe all directions for use, use sites, use rate dilution ratios, precautions, and limitations which appear on the tank mix product's label. Do not exceed any label use rate and follow the most restrictive label precautions and limitations. Do not apply this product with any product which prohibits such mixing.
- Do not apply **Trin-Pac Select** through any type of irrigation system.
- Do not graze areas or feed grass clippings to livestock.

### Application Rates and Timing

Apply **Trin-Pac Select** to actively growing turf. Use the lower rate of **Trin-Pac Select** in situations when turf is going dormant due to high or low temperatures, or to lack of moisture.

Make repeat application(s) of **Trin-Pac Select** as soon as the turf resumes growth or if more suppression is desired. **Do not apply more than 7.0 fl. oz. per 1,000 sq. ft. per year.**


The Application Rate Table provides use rates that lead to approximately 50% growth inhibition over a 4-week period and produce little or no discoloration of turf when turf is growing under favorable conditions.

High fertilization and spray flushes may cause excessive turf growth which may require higher rates of **Trin-Pac Select**. Under these conditions, increase the **Trin-Pac Select** rate up to 50% to ensure an adequate length of control.

A maximum of twice the recommended **Trin-Pac Select** rate from the Application Rate Table may be applied in order to ensure extended growth suppression of up to 8 weeks and when temporary discoloration can be tolerated.

A reduction of up to 50% of the **Trin-Pac Select** use rates may be needed for turfgrass grown under conditions of low fertility, compaction, or other factors which lead to stress of the turf.

**Repeat applications of Trin-Pac Select are permitted during the growing season, but do not exceed a total of 7.0 fl. oz. per 1,000 sq. ft. (305 fl. oz. per acre which is equivalent to 19.0 pts. per acre per year).**



This information is for promotional purposes only. Space considerations may require information to be omitted. Always refer to the actual package for complete label verbiage. This product may not yet be available or approved for sale or use in your area.

# TRIN-PAC SELECT™

## PLANT GROWTH REGULATOR

APPLICATION RATE TABLE FOR USE OF TRIN-PAC SELECT

TURF TYPE	Residential & Commercial Turfb	Golf Course Fairways (Cut at 0.5" or less)	Golf Course Greens & Tees	Edging/Banding <sup>c</sup>
	Fl. Oz./A (fl. oz. per 1,000 sq. ft.)	Fl. Oz./A (fl. oz. per 1,000 sq. ft.)	Fl. Oz./A (fl. oz. per 1,000 sq. ft.)	Fl. Oz./A (fl. oz. per 1,000 sq. ft.)
<b>COOL SEASON GRASSES<sup>a</sup></b>				
Bentgrass	33 (0.75)	11 (0.25)	6 (0.125)	44 (1.0)
Fescue, Red	33 (0.75)			44 (1.0)
Fescue, Tall (Ky-31)	44 (1.0)			44 (1.0)
Fescue, Tall (Turf Types)	33 (0.75)			44 (1.0)
Kentucky Bluegrass	26 (0.60)	11 (0.25)		33 (0.75)
Mixture (Bentgrass/ <i>Poa annua</i> )		11 (0.25)	7 (0.125)	
Mixture (K. Bluegrass/ Fescue/Ryegrass)	33 (0.75)			
Mixture (K. Bluegrass/ Ryegrass/ <i>Poa annua</i> )		22 <sup>d</sup> (0.50)		


<sup>a</sup> Seedheads: **Trin-Pac Select** suppresses seedhead formation in hybrid bermudagrass and partially suppresses seedhead formation in annual bluegrass, bahiagrass, buffalograss, carpetgrass, common bermudagrass, Kentucky bluegrass, and tall fescue at rates equal to or higher than the rates in this table and only if **Trin-Pac Select** is applied prior to seedhead formation. Do not apply more than 7.0 fl. oz. per 1,000 sq. ft. per year.

<sup>b</sup> Residential and Commercial Turf includes sites such as, but not limited to, business sites, cemeteries, golf course roughs, home lawns, parks, recreation areas, sod farms, and sports fields.

<sup>c</sup> Apply **Trin-Pac Select** along the perimeter of curbs, driveways, fences, lawns, parking lots, pet pens, posts, sidewalks, storage buildings, or other areas. When **Trin-Pac Select** is applied around flower beds, shrubs, trees, and other border plants or similar areas, these ornamental plantings will not be injured. Apply **Trin-Pac Select** in an 8- to 12-inch band using a single nozzle sprayer. The higher concentrations listed reduce the growth of the turfgrass into adjacent areas.

<sup>d</sup> To prevent yellowing of *Poa annua*, use half this rate and apply more frequently. If temporary discoloration of *Poa annua* in conversion/renovation programs can be tolerated, use twice this application rate.





This information is for promotional purposes only. Space considerations may require information to be omitted. Always refer to the actual package for complete label verbiage. This product may not yet be available or approved for sale or use in your area.

# TRIN-PAC SELECT™

## PLANT GROWTH REGULATOR


TURF TYPE	Residential & Commercial Turf <sup>b</sup>	Golf Course Fairways (Cut at 0.5" or less)	Golf Course Greens & Tees	Edging/Banding <sup>c</sup>
	Fl. Oz./A (fl. oz. per 1,000 sq. ft.)	Fl. Oz./A (fl. oz. per 1,000 sq. ft.)	Fl. Oz./A (fl. oz. per 1,000 sq. ft.)	Fl. Oz./A (fl. oz. per 1,000 sq. ft.)
Ryegrass, Annual	44 (1.0)			44 (1.0)
Ryegrass, Perennial	44 (1.0)	22 (0.50)		44 (1.0)
<b>WARM SEASON GRASSES<sup>a</sup></b>				
Bahiagrass	44 (1.0)			44-88 (1-2)
<b>BERMUDAGRASS<sup>a</sup></b>				
Bermudagrass, Common	33 (0.75)	11 (0.25)		44-88 (1-2)
Bermudagrass, Other Hybrids	11 (0.25)	9 (0.20)		22-33 (0.50-0.75)
Bermudagrass, Tifdwarf	9 (0.20)	9 (0.20)	3 (0.062)	22-33 (0.50-0.75)
Bermudagrass, Tifgreen (328)	11 (0.25)	9 (0.20)	6 (0.125)	33 (0.75)
Bermudagrass, Tifway (419)	16 (0.38)	11 (0.25)		33 (0.75)

<sup>a</sup> Seedheads: Trin-Pac Select suppresses seedhead formation in hybrid bermudagrass and partially suppresses seedhead formation in annual bluegrass, bahiagrass, buffalograss, carpetgrass, common bermudagrass, Kentucky bluegrass, and tall fescue at rates equal to or higher than the rates in this table and only if Trin-Pac Select is applied prior to seedhead formation. Do not apply more than 7.0 fl. oz. per 1,000 sq. ft. per year.

<sup>b</sup> Residential and Commercial Turf includes sites such as, but not limited to, business sites, cemeteries, golf course roughs, home lawns, parks, recreation areas, sod farms, and sports fields.

<sup>c</sup> Apply Trin-Pac Select along the perimeter of curbs, driveways, fences, lawns, parking lots, pet pens, posts, sidewalks, storage buildings, or other areas. When Trin-Pac Select is applied around flower beds, shrubs, trees, and other border plants or similar areas, these ornamental plantings will not be injured. Apply Trin-Pac Select in an 8- to 12-inch band using a single nozzle sprayer. The higher concentrations listed reduce the growth of the turfgrass into adjacent areas.

<sup>e</sup> To prepare bermudagrass for overseeding, use 0.50 oz. per 1,000 sq. ft. on golf fairways and tees and 0.25 oz. per 1,000 sq. ft. on golf greens/tees.



This information is for promotional purposes only. Space considerations may require information to be omitted. Always refer to the actual package for complete label verbiage. This product may not yet be available or approved for sale or use in your area.


# TRIN-PAC SELECT™

## PLANT GROWTH REGULATOR

TURF TYPE	Residential & Commercial Turf <sup>b</sup>	Golf Course Fairways (Cut at 0.5" or less)	Golf Course Greens & Tees	Edging/Banding <sup>c</sup>
	Fl. Oz./A (fl. oz. per 1,000 sq. ft.)	Fl. Oz./A (fl. oz. per 1,000 sq. ft.)	Fl. Oz./A (fl. oz. per 1,000 sq. ft.)	Fl. Oz./A (fl. oz. per 1,000 sq. ft.)
Buffalograss	44 (1.0)			44 (1.0)
Carpetgrass	11-18 (0.25-0.40)			22 (0.50)
Centipedegrass	22 (0.50)			44 (1.0)
Kikuyugrass	13-22 (0.30-0.50)	13 (0.30)		44 (1.0)
Seashore Paspalum	16 (0.375)	6-11 (0.125-0.25)	4-9 (0.08-0.20)	22 (0.50)
St. Augustinegrass	4.50-6.50 (0.10-0.15)			18-36 (0.40-0.80)
St. Augustinegrass, Texas Common	4.5 (0.10)			9 (0.20)
St. Augustinegrass, Texas Common	11 (0.25)	6 (0.125)		33 (0.33)

<sup>b</sup> Residential and Commercial Turf includes sites such as, but not limited to, business sites, cemeteries, golf course roughs, home lawns, parks, recreation areas, sod farms, and sports fields.

<sup>c</sup> Apply **Trin-Pac Select** along the perimeter of curbs, driveways, fences, lawns, parking lots, pet pens, posts, sidewalks, storage buildings, or other areas. When **Trin-Pac Select** is applied around flower beds, shrubs, trees, and other border plants or similar areas, these ornamental plantings will not be injured. Apply **Trin-Pac Select** in an 8- to 12-inch band using a single nozzle sprayer. The higher concentrations listed reduce the growth of the turfgrass into adjacent areas.



This information is for promotional purposes only. Space considerations may require information to be omitted. Always refer to the actual package for complete label verbiage. This product may not yet be available or approved for sale or use in your area.

# TRIN-PAC SELECT™

## PLANT GROWTH REGULATOR

### STORAGE AND DISPOSAL

Do not contaminate water, food or feed by storage or disposal.

**PESTICIDE STORAGE:** Do not store below 00F. If crystals do form, store above 70oF, shaking periodically until crystals are dissolved.

**PESTICIDE DISPOSAL:** Pesticide wastes are toxic. Improper disposal of excess pesticide, spray mixture, or rinsate is a violation of Federal Law. If these wastes cannot be disposed of by use according to label instructions, contact your State Pesticide or Environmental Control Agency, or the Hazardous Waste representative at the nearest EPA Regional Office for guidance.

### CONTAINER HANDLING:

Nonrefillable Container (greater than five gallons): Nonrefillable container. Do not reuse or refill this container. Offer for recycling, if available. Clean container promptly after emptying. Triple rinse as follows: Empty the remaining contents into application equipment or a mix tank. Fill the container 1/4 full with water. Replace and tighten closures. Tip container on its side and roll it back and forth, ensuring at least one complete revolution, for 30 seconds. Stand the container on its end and tip it back and forth several times. Turn the container over onto its other end and tip it back and forth several times. Empty the rinsate into application equipment or a mix tank or store rinsate for later use or disposal. Repeat this procedure two more times. Then offer for recycling or reconditioning, or puncture and dispose of in a sanitary landfill, or incineration, or if allowed by state and local authorities, by burning. If burned, stay out of smoke.

### IMPORTANT INFORMATION - READ BEFORE USING PRODUCT

#### CONDITION OF SALE AND LIMITATION OF WARRANTY AND LIABILITY

NOTICE: Read the entire Directions for Use and Conditions of Sale and Limitation of Warranty and Liability before buying or using this product. If the terms are not acceptable, return the product at once, unopened, and the purchase price will be refunded.

The Directions for Use of this product must be followed carefully. It is impossible to eliminate all risks inherently associated with the use of this product. Ineffectiveness or other unintended consequences may result because of such factors as manner of use or application, weather, presence of other materials or other influencing factors in the use of the product which are beyond the control of Prime Source LLC or Seller. To the extent consistent with state law, all such risks shall be assumed by Buyer and User, and Buyer and User agree to hold Prime Source LLC and Seller harmless for any claims relating to such factors.

Prime Source LLC warrants that this product conforms to the chemical description on the label and is reasonably fit for the purposes stated in the Directions for Use, subject to the inherent risks referred to above, when used in accordance with directions under normal use conditions. This warranty does not extend to the use of this product contrary to label instructions, or under abnormal conditions or under conditions not reasonably foreseeable to or beyond the control of Seller or Prime Source LLC, and Buyer and User assume the risk of any such use. PRIME SOURCE LLC MAKES NO WARRANTIES OF MERCHANTABILITY OR OF FITNESS FOR A PARTICULAR PURPOSE OR ANY OTHER EXPRESS OR IMPLIED WARRANTY EXCEPT AS STATED ABOVE.

To the extent consistent with state law, neither Prime Source LLC nor Seller shall be liable for any incidental, consequential or special damages resulting from the use or handling of this product. THE EXCLUSIVE REMEDY OF THE USER OR BUYER, AND THE EXCLUSIVE LIABILITY OF PRIME SOURCE LLC AND SELLER FOR ANY AND ALL CLAIMS, LOSSES, INJURIES OR DAMAGES (INCLUDING CLAIMS BASED ON BREACH OF WARRANTY, CONTRACT, NEGLIGENCE, TORT, STRICT LIABILITY OR OTHERWISE) RESULTING FROM THE USE OR HANDLING OF THIS PRODUCT, SHALL BE THE RETURN OF THE PURCHASE PRICE OF THE PRODUCT OR, AT THE ELECTION OF PRIME SOURCE LLC OR SELLER, THE REPLACEMENT OF THE PRODUCT.

Prime Source LLC and Seller offer this product, and Buyer and User accept it, subject to the foregoing conditions of Sale and Limitation of Warranty and Liability which may not be modified except by written agreement signed by a duly authorized representative of Prime Source LLC.

Quali-Pro and T-NEX are registered trademarks of Makhteshim Agan of North America.

Medallion is a registered trademark of a Syngenta Group Company.