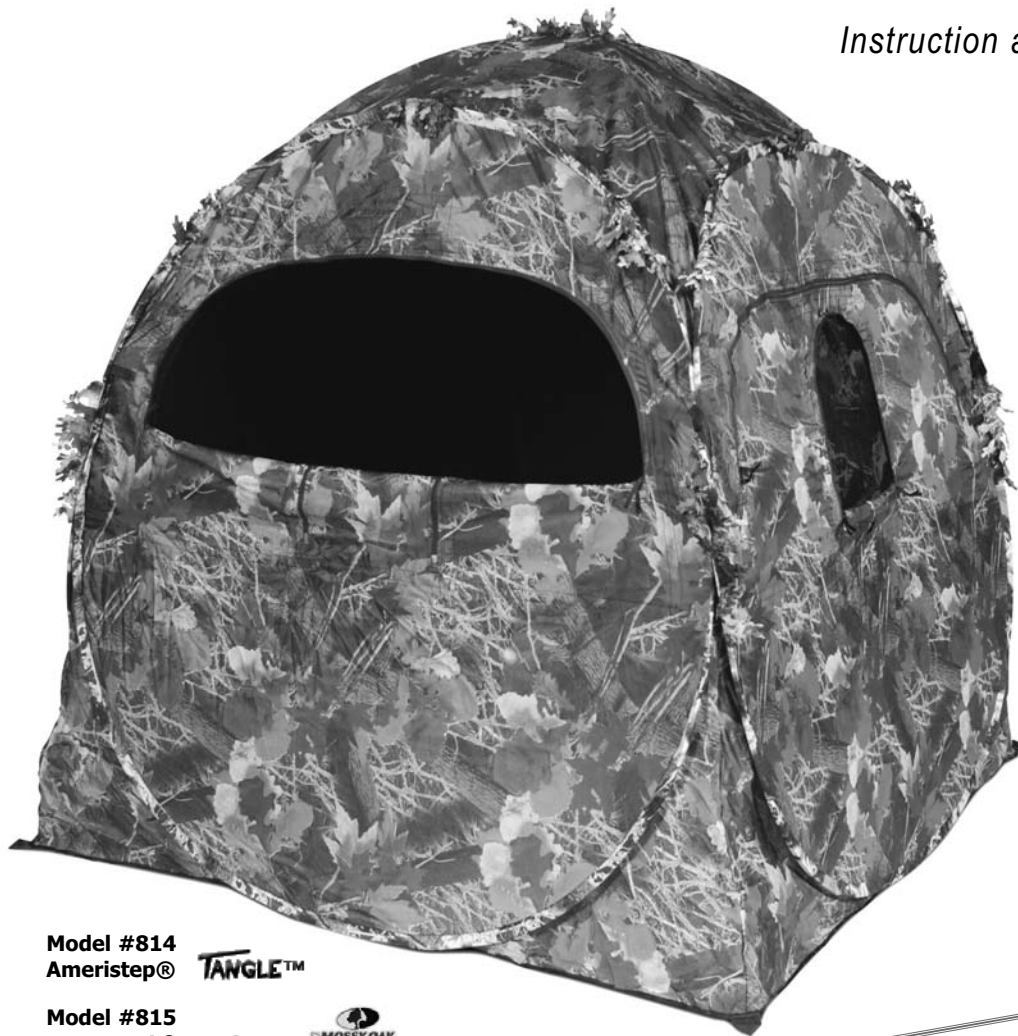




# THE DOGHOUSE™ BLIND

Instruction and Safety Manual



Model #814  
Ameristep® **TANGLE™**

Model #815  
Mossy Oak® Break-Up™ **MOSSY OAK® BREAK-UP™**

Model #10412  
Realtree® AP HD™ **REALTREE® AP HD™**

Model #10302  
Realtree® AP HD™ **REALTREE® AP HD™**



**NEW!** "From the Ground Up™" Instruction DVD included with this product. If you need further instruction on set up / take down, please refer to Instructional Chapter on the Main Menu.

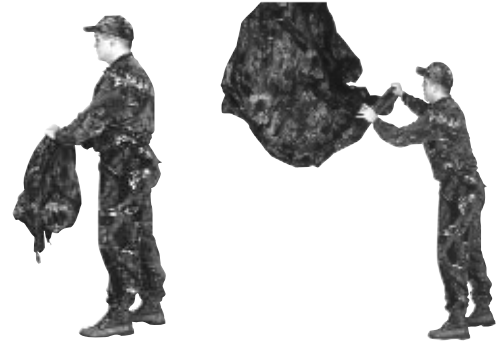
**Thank You!** for purchasing The Doghouse® Blind

Be sure to follow these guidelines for using your Product.  
**READ AND UNDERSTAND ALL INSTRUCTIONS and WARNINGS FIRST**  
Any questions or confusion regarding the use of this product contact our Customer Service Department at Ameristep® (810) 686-4035 before using.

**NEW!** "From the Ground Up"™ Instruction DVD included with this product. If you need further instruction on set up / take down, please refer to Instructional Chapter on the Main Menu.



**Step 1:** Remove ground stakes and fiber poles from carry case.



**Step 2:** Remove your Blind from the back pack. Holding one of the 3 ring sets of steel, let the other two pop open.





**Step 3:** Once it has popped open, unfold BLIND and lay it flat on ground.



**Step 4:** Take hold of the corner; put your foot on BOTTOM SECTION. LIFT TOP SIDE UP.



**Step 5:** Lift BLIND OVER YOUR HEAD so you are standing on the inside when it opens up.



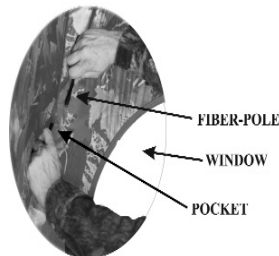
**Step 6:** After standing your blind upright, insert fiber poles. Use high-wind tie-downs/ground stakes to secure blind.

**FIBER POLES**

**Fiber Poles:**

Included are 2 fiber poles to arch the roof. Insert one end of each pole into opposite pockets inside the blind. The poles will cross at the peak of the roof.

The pockets are located: **either at window areas or bottom corners** in all 4 corners of blind. Secure poles to blind using tie at the peak of roof.



Window Location




Corner Pocket Location



Secure Fiber Poles at Peak of Roof

**! Tip:** Be sure to remove all native brush, dirt and debris **BEFORE** beginning take down. Remove Ground Stakes.




**Step 1:**  
Remove all ground stakes, tie-downs, and fiber poles.



**Step 2:**  
Lay blind on it's side.



**Step 3:**  
Fold each side over.



**Step 4:**  
Take hold of BLIND a 10 o'clock and 2 o'clock Keep knuckles up and your thumbs underneath.



**Step 5:**  
Roll BLIND out away from your body, it will begin to create a "U" shape.



**Step 6:**  
Once "U" shape is formed, remove one hand from the steel and ROTATE 180°. (Right hand counterclockwise or left hand clockwise). You can also rotate both hands.



**Step 7:**  
Continue to ROLL TOP of BLIND over, while overlapping TWO STEEL BANDS closest to your body.



**Step 8:**  
Tuck TOP SECTION UNDER so it overlaps onto BOTTOM HALF of BLIND.



**Step 9:**  
You will feel less tension now. Simply DROP RINGS TO GROUND



**Step 10:**  
Place BLIND in Carry case. Pack ground stakes, and high wind tie-downs in pouches.

**NEW !** "From the Ground Up"™ Instruction DVD included with this product. If you need further instruction on set up / take down, please refer to Instructional Chapter on the Main Menu.

**PARTS LIST**

- 1 Doghouse™ Blind (60" Square x 68" Tall)
- TSC Compatible (Kit not Included)
- 2 Piece Fiber Poles
- 1 Carrying Case
- Ground Stakes/High-Wind Tie-Downs

**FEATURES**

- Packed: 2" Thick x 24" Dia.
- 7 Windows
- Weight: 14 lbs.

**REPLACEMENT FIBER POLES**

If your fiber poles would ever happen to fail or become lost you can order replacements from **Ameristep's website** or contact our **Customer Service Department**.

When ordering replacements please refer to **fiber pole pocket location**:

- If pockets are near the **window** order "**Half-Way Poles**"
- If pockets are near the **bottom corner** of the blind wall order "**Floor-to-Floor Poles**"

**STORAGE AND TIPS**

- Store Blind in a cool dry place - free native brush, dirt and any debris
- Never store Blind wet or damp
- Avoid leaving Blind outdoors for any extended period of time. Prolonged exposure to sunlight may cause fabric to fade.
- To stop any leakage, use seam sealer on all seams and silicon spray on seams/sidewalls.
- To store your TSC windows and/or Shoot-Through Mesh (if included with Blind or purchased separately), avoid wrinkles and creases that could significantly reduce visibility
- To aid in folding blind be sure the window curtain is all the way up and secured

**CPAI-84 WARNING**

**! WARNING: KEEP ALL FLAME AND HEAT SOURCES AWAY FROM TENT FABRIC.**

This tent meets the flammability requirements of CPAI-84. The fabric may burn if left in continuous contact with any flame source. This tent is made of flame-resistant fabric. It is not fireproof. The fabric will burn if left in continuous contact with a flame source. DO NOT use candles, matches or open flames of any kind in or near a tent; DO NOT cook inside a tent; DO NOT smoke in a tent; DO NOT store flammable liquids inside a tent; build campfires downwind and several meters away from a tent and be sure to fully extinguish campfires before leaving a campsite or before retiring for the night; exercise EXTREME caution when using fuel-powered lanterns or heaters inside a tent and use battery operated lanterns whenever possible; DO NOT refuel lamps, heaters or stoves inside a tent; extinguish or turn off all lanterns before going to sleep. The application of any foreign substance to tent fabric may render flame resistant properties ineffective.

**THINK SAFETY !**

- NEVER USE A HEATER IN YOUR AMERISTEP® BLIND - UNVENTED FUMES COULD CAUSE SICKNESS OR DEATH
- NEVER EXPOSE YOUR BLIND TO ANY OPEN FLAME. THIS PRODUCT **IS NOT FIREPROOF**
- NEVER SHOOT THROUGH THE TSC WINDOWS WITH A FIREARM SPARKS OR FLAME FROM THE MUZZLE COULD IGNITE THE MATERIAL
- NEVER SHOOT EXPANDABLE BROADHEADS THROUGH THE TSC WINDOWS - THE MESH MAY CAUSE PREMATURE OPENING OF THE BLADES. USE FIXED BLADE BROADHEADS ONLY
- FOR BEST ARROW FLIGHT THRU TSC AND SHOOT-THROUGH MESH WINDOWS, ALIGN BROADHEAD BLADES WITH FLETCHING
- NEVER ALLOW CHILDREN TO PLAY WITH THIS PRODUCT WITHOUT ADULT SUPERVISION
- NEVER ALLOW MATERIAL TO COVER YOUR FACE. IT CAN CAUSE SUFFOCATION AND DEATH
- NEVER ALLOW ANYONE TO USE LIGHTED CANDLES, MATCHES OR OTHER SOURCES OF FIRE NEAR THIS PRODUCT

**! CHOKING HAZARD - MAGNETS ENCLOSED.** Keep Small Parts Away From Children. Do Not Ingest or Inhale Magnets. Attraction of Magnets in the Body May Cause Serious Injury and Require Immediate Medical Care.

**UV (ULTRAVIOLET LIGHT) WARNING:**  
Ultraviolet light breaks down lightweight fabric fibers (and almost any synthetic material). The material will fade (discolor), lose strength and eventually disintegrate if left in prolonged sunlight. To extend the life of your Ameristep® product avoid leaving it out in direct sunlight. Set up your portable ground blind or accessory in a shady spot whenever possible to extend the product life.