

EISOLUTIONS

ELECTROSTATIC DISINFECTION SPRAY SYSTEM

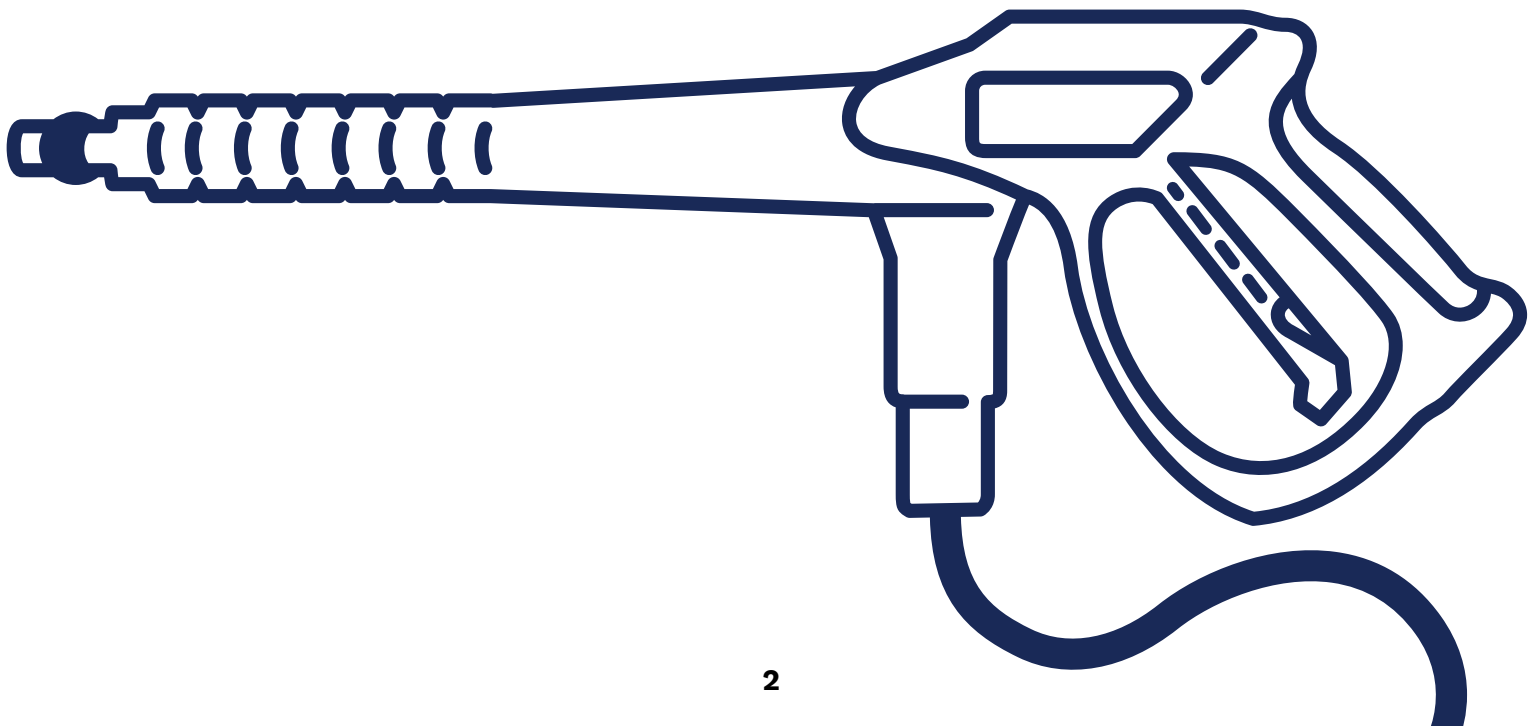
EISX100 Electrostatic
Sprayer

USER MANUAL



Table of Contents

1.0 Warranty & Returns.....	3
2.0 Introduction.....	4
2.1 Unpacking	
2.2 Product Feature List	
3.0 Operation.....	4 - 5
3.1 Setup	
3.2 Changing Sprayer Nozzle	
3.3 Standard Nozzle Options	
4.0 Maintenance.....	5
5.0 Safety.....	5



EI Solutions will repair or replace any covered damage or defect free of charge. If we are unable to perform a functional repair, we will happily provide you with a replacement. We proudly stand behind this guarantee to you.

What is the return/warranty policy?

EI Solutions offers a 7-day return policy and 1 year warranty from delivery date. All returns and warranty must be requested via email. Customer service will review and respond within 24 hours. If requests aren't received correctly or on time, they will not be approved. Please send these requests to the following email addresses:



Warranty: eisolutionswarranty@eandisales.com
Returns: eisolutionsreturns@eandisales.com



My sprayer system needs repair. What do I need to do?

If you have a broken part on your sprayer system that you can replace yourself, please send us an email and a member of our team will contact you. Please send photos to help us identify the exact part that needs to be replaced.

If your system needs attention from our skilled repair team, please send us an email along with photos of the damage and a member of our Customer Service Team will contact you. Please do not send your items to us without a Return Authorization Number. We will make repairs at no cost to you to restore your sprayer system to a functional state.

We will make every effort to repair your sprayer system. In the event that we are unable to make a functional repair, we will replace it. For items that are no longer in production, a member of our Customer Service Team will contact you to discuss replacement options.

How long will it take?

When a request is received, customer service will review and respond within 24 hours. Keep in mind that if requests aren't received correctly or on time, they won't be approved.

After responding, requests are addressed in the order they are received. We will work as quickly as we can to accomplish the repair, but cannot guarantee any expedited repairs under any circumstances. Turnaround times vary throughout the year due to seasonal volume and can be as long as 8 weeks, so we ask that you plan ahead and allow adequate time to send in your items for repair or receive a replacement part. We appreciate your patience!

Who pays shipping costs?

Manufacturer will cover all freight costs for returns due to manufacturer's defects. In the event of accidental damage not caused by defect, the Customer is responsible for all freight costs. All return requests need to be made via the email address above, and approved by Manufacturer with a return authorization number prior to shipment. Manufacturer only offers shipping options to US addresses, and only cover costs of standard ground shipments. If expedited freight is required, the Customer is responsible for all freight costs. Repairs are addressed in the order they are received. Expedited shipping does not guarantee expedited repair.

What's not covered?

Cosmetic Wear and Tear: Our Guarantee does not cover any reasonable aging of your sprayer system that affects only the appearance and not the function of your gear (e.g., logo peeling, stains). Be proud of those battle scars!

Chemical Wear or Fire Damage: Our backpack system is suitable to spray any chemical solution that isn't combustible in liquid form. We recommend following PPE requirements for the chemical in use and also recommend removing the chemical from the tank and flushing the system thoroughly with clean water after every use. Any chemical wear and tear or fire damage will void our factory warranty. However, our inventory levels at E&I for common spare parts ensure that we can make repairs rapidly.

Lost or Stolen Gear: Our Guarantee does not cover lost or stolen items.

Third Party Repairs or Replacements: Our Guarantee requires you to send your items to EI Solutions for any repairs or replacement parts. We do not cover costs incurred via third party repairs or replacements.

2.0 INTRODUCTION

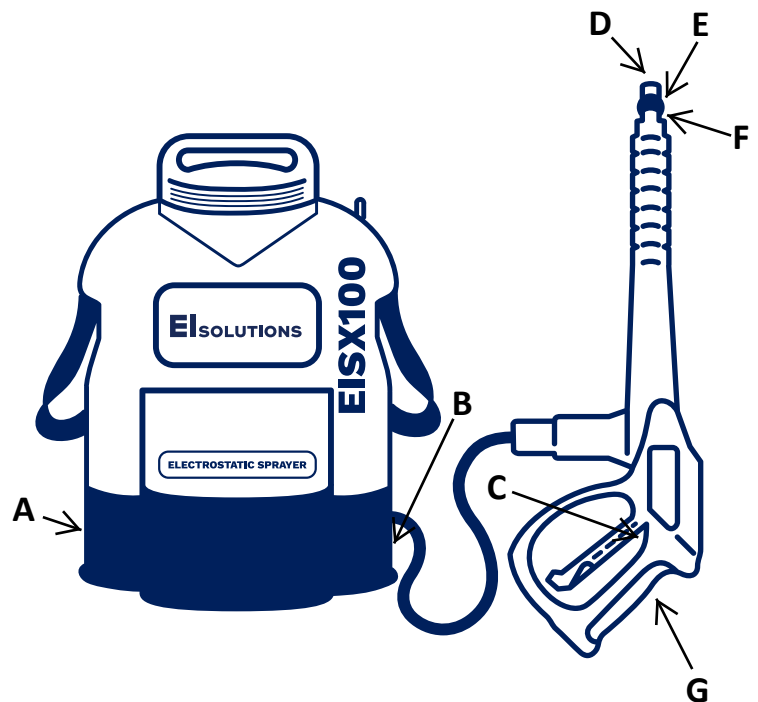
2.1 UNPACKING

Contents In Box:

- (1) Electrostatic Backpack System
- (1) Dewalt Lithium Ion Battery
- (1) Dewalt Lithium Ion Battery Charger
- (1) Very Fine Mist Tip (Installed on Sprayer Gun)
- (1) Spare Tip
- (1) Manual

2.2 PRODUCT FEATURE LIST

- A - Static & Pump ON/OFF Switch
- B - 18V Dewalt Battery Adapter
- C - Trigger Switch
- D - Sprayer Tip
- E - Black Nylon 3/8" FNPT Sprayer Tip Cap
- F - Black Nylon 1/8" FNPT to 3/8" MNPT Bushing
or
Black Nylon 1/8" FNPT to 1/4" MNPT Bushing
- G - Electrostatic Contacts



3.0 OPERATION

3.1 SETUP

Engage the sprayer gun trigger lock to ensure no accidental spraying occurs.

Fill tank with fluid.

Turn "Pump" switch into "On" position to activate the sprayer gun.

Turn "Static" switch into "On position to activate Electrostatic Mode.

Note: While in Electrostatic Mode, before the trigger is pulled, the operator's hand must be in contact with the Electrostatic Contacts on the back of gun grip for Electrostatic Mode to function properly.

Put on backpack and secure chest & waist clasps.

Disengage sprayer gun trigger lock when ready to begin spraying.

Re-engage sprayer gun trigger lock before attempting to remove backpack.

Turn both power switches to the off position while system is not in use.

3.2 CHANGING SPRAYER NOZZLE

We have upgraded the sprayer tips to increase atomization of the fluid, providing a more evenly distributed application. We offer multiple customized nozzle options to meet the customer's specific needs. (Blue Single Tip - Extremely Fine Mist, White Single Tip - Very Fine Mist, Yellow Single Tip - Fine Mist, Brass Triple Tip - Fogger Tip). The single tips are secured onto the end of the sprayer gun via the black nylon tip cap. To change between the (3) different single tips, simply twist off the black nylon tip cap, insert the desired micron size tip into the cap, and hand tighten back on the sprayer gun. To change from a single tip to triple tip, simply remove black nylon tip cap, and screw triple tip nozzle onto the black threaded bushing. Hand tighten until no leaks are present. Do not over tighten, or damage may occur to sprayer tip.

3.3 STANDARD NOZZLE OPTIONS

Blue Single Tip - Extremely Fine Mist
White Single Tip - Very Fine Mist
Yellow Single Tip - Fine Mist
Brass Triple Tip - Fogger Nozzle

4.0 MAINTENANCE

It is recommended to rinse the fluid filter at the bottom of the tank after 10 tank refills to avoid clogs in pump.

It is recommended to rinse the strainer at the top of the tank after every tank refill.

It is recommended to rinse lines after each use by partially filling the tank with water and running the system for 30 seconds.

5.0 SAFETY

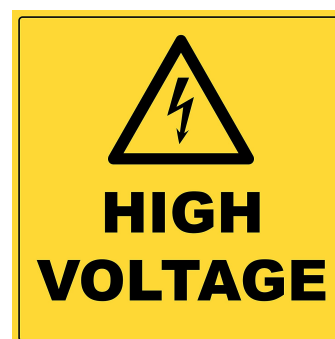
We recommend this equipment not be used by those who are pregnant, under 18 years of age, or have any electrical implant devices.

The "Static" switch is located on the left side of the base. When the electrostatic switch is turned on, you must touch the *Electrostatic Contacts* before you squeeze the trigger to avoid static shock.

Do not touch the nozzle while spraying to avoid static shock.

It is not advisable to use static electricity in an environment with high humidity such as foggy or rainy days.

Never use *Electrostatic Mode* during lightning weather.



SPECIFICATIONS | EISX100 ELECTROSTATIC SPRAYER

TANK SIZE 4.2 US Gallon (16L)

REMOVABLE BATTERY Compatible with Dewalt & Hercules Lithium Ion Batteries

CHARGING STATION Standard Dewalt & Hercules Lithium Ion Battery Charger

POWER TYPE Lithium Ion Battery Operated

CONTINUOUS WORKING TIME Up to 6 Hours

COVERAGE Up to 70,000 sq. ft.

ELECTROSTATIC CHARGE Up to 30 KV

DROPLET SIZE As small as 40 microns

FLOW RATE 2.5 Gallons per hour

VOLTAGE 20V

INPUT 110 V (US & Canada) / 220 - 240 V (UK & EU)

RUN TIME 1.5 hours for every AH of battery rating

PRESSURE 22 - 58 PSI (0.15 - 0.4 MPa)

WEIGHT (EMPTY) 19 Pounds (8.6 KG)

WEIGHT (FULL) 53 Pounds (24 KG)

DIMENSIONS 20"H x 14"L x 10"W (50H x 36L x 25W CM)

ASSEMBLY LOCATION United States

SHIPPING LOCATION United States

WARRANTY LOCATION United States

STOCK LOCATION United States