



# ***XLure***-RTU

## ***Multi-Species Beetle Floor Traps***

### **Everything You Need for reliable insect monitoring**

XLure R.T.U. Multi-Species Beetle Floor Traps provide a perfectly enticing environment for stored product beetles & weevils.

The angled trap body encourages upward movement of beetles.

The top of the trap body completely covers a slotted base, keeping dust & debris out.

A tab at the top of trap can be used with XLure Tether system to secure the trap in place, preventing unwanted removal/displacement.




An all-around crevice created between the top of the trap and base of the trap is enticing to stored product beetles which are seeking sex, food and shelter.


No messy liquids to accidentally spill out of trap

A rough textured crawl crevice all around the trap base makes climbing up and into trap easy.

Slick, straight up & down interior walls make escape impossible.



# Xlure-RTU



## Multi-Species Beetle Floor Traps

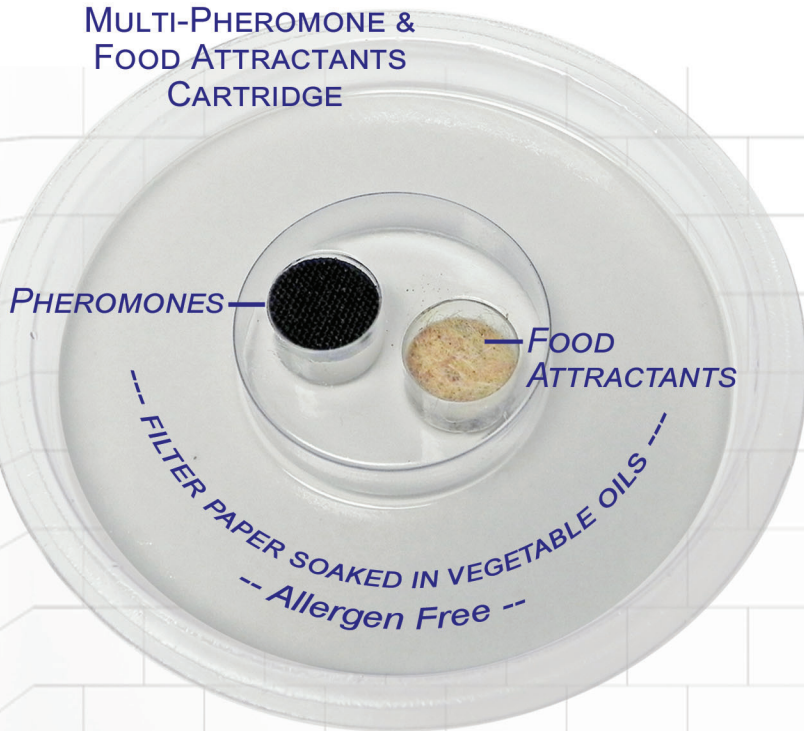
### INSECTS ATTRACTED:

Cigarette Beetle  
Sawtoothed Grain Beetle  
Drug Store Beetle  
Merchant Grain Beetle  
Red Flour Beetle  
Confused Flour Beetle  
Khapra Beetle  
Warehouse Beetle  
Grain / Granary Weevil  
Rice Weevil  
Flour Mite

### HOW MST BEETLE TRAPS WORK



MULTI-PHEROMONE &  
FOOD ATTRACTANTS  
CARTRIDGE



A combination of multiple beetle pheromones and highly specialized, patented beetle food lures are loaded in a replace-able cartridge that easily attaches to the base of the trap body.

*This powerful combination of pheromones & food lures attract most stored food product beetles, both male & female, as well as a wide range of borers, weevils and their larvae. A filter paper soaked in vegetable oils (also an attractant) lines the bottom of the cartridge. Fallen & captured beetles are coated in this oil, making attempts to climb up the interior wall slippery & impossible.*

## ... accurate monitoring is critical to successful stored product insect control




*Confused flour beetles  
in a heavily infested  
factory.*

# XLure-RTU

## Multi-Species Beetle Floor Traps

**EASY AS 1, 2, 3 TO INSTALL, MONITOR, & REPLACE....**



### Trap Placement and Replacement:

Set traps 15' - 25' apart initially. Increase or decrease spacing as indicated by regular trap inspections for pinpointing infestations.

Replace cartridges every 6 - 8 weeks or earlier if full.

**ACTIVE LIFE: 6 - 8 weeks**

### For use in:

Any premises prone to stored product beetle infestations.

- Food Processing Plants
- Manufacturing Plants
- Food Storage Facilities
- Retail Pet Stores
- Homes
- Schools
- Hospitals
- Nursing Homes

### Key Trap Features with Efficiency and Safety in mind:

No messy liquid content to spill.

No messy glue so captured beetles can be easily extracted from cartridge for inspection/identification.

Trap design keeps dust and debris out.

Trap body is durable, re-usable and food industry "blue".

Cartridges are easy to install, inspect & replace in seconds.

Each cartridge is sealed to ensure it reaches you at peak attractiveness.



**ITEM #**

**TRAP SIZE**

**DESCRIPTION & PACKAGE SIZES**

# 041-XLG-200

5" Dia. x 1.25" H

Kit containing 10 complete Multi-Species Beetle Floor Traps  
Re-useable trap bodies with pheromone & food lure cartridges.

10 traps/kit.....Wt: 1.4 lbs  
6 kits (60 traps)/master case.....Wt: 12.6 lbs



# 041-XLG-100

4" Dia. x 0.50" H

Box of 10 replacement pheromone & food lure cartridges.

10 cartridges/box.....Wt: 0.4 lbs  
24 boxes(240 cartridges)/master case.....Wt: 9.8 lbs

*For securing floor traps in place, use XLure's Tether System*